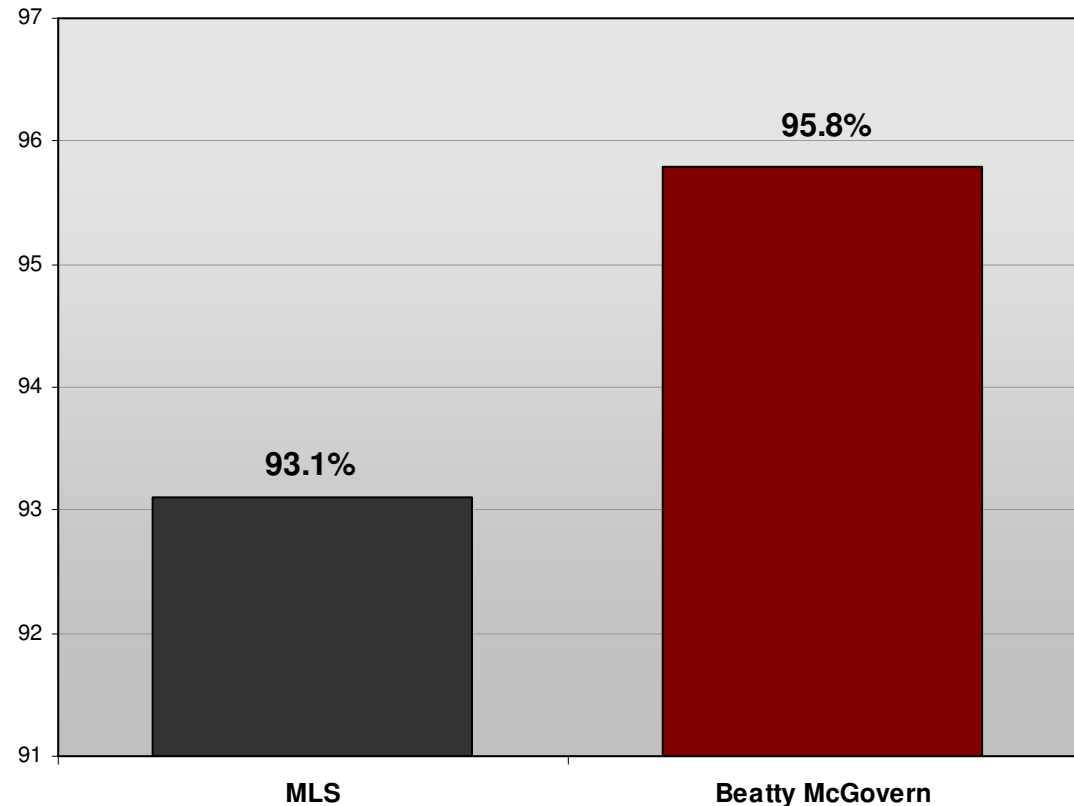


THE BEATTY MCGOVERN TEAM

In 2008,
homes marketed by
The Beatty McGovern
Team sold for closer
to their final asking
price than the average
MLS listing.

2.7% closer.

Average Sale Price to List Price for 2008
Single-Family and Condominium Sales



All data provided by the Cape Cod & Islands MLS



BECAUSE CHOOSING THE RIGHT AGENT MATTERS

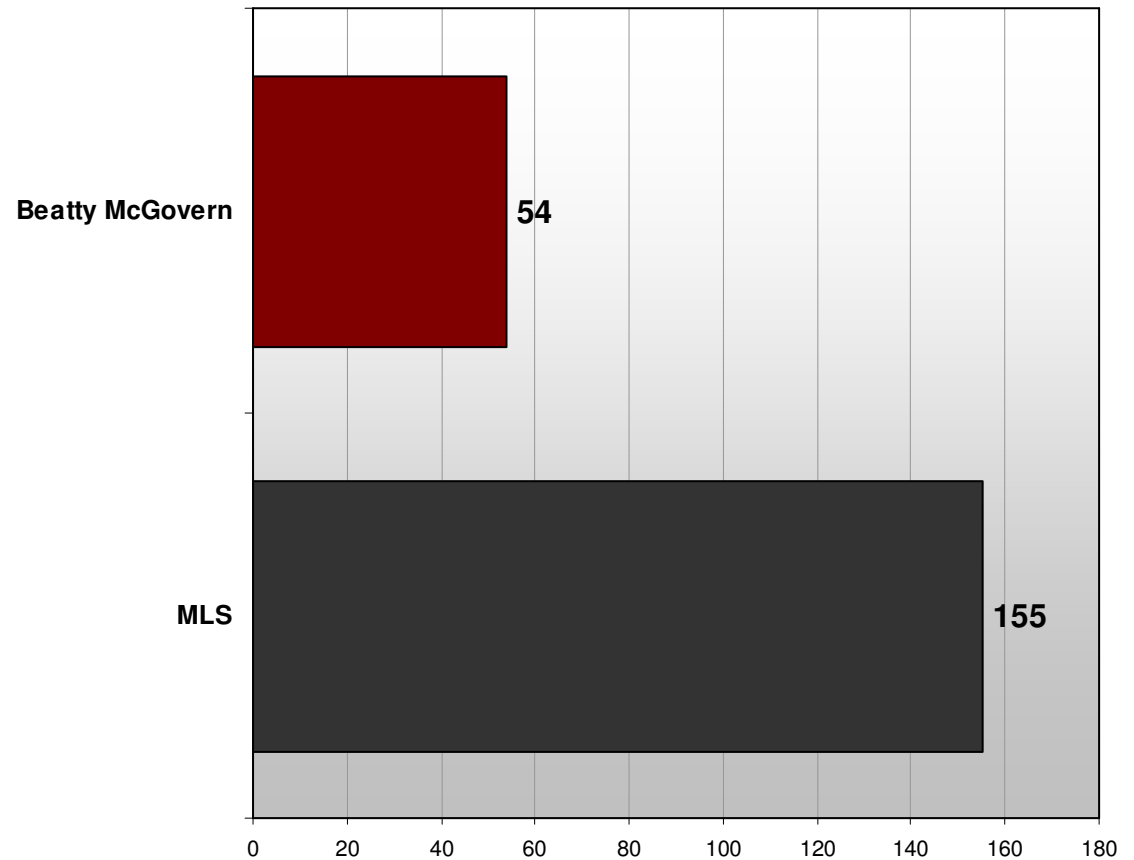
THE BEATTY MCGOVERN TEAM

Not only do we
negotiate closer to
our client's asking
price, we get it for
them faster.

On average,
101 days faster.

Average Days on Market for 2008

For Single-Family and Condominium Properties



All data provided by the Cape Cod & Islands MLS



BECAUSE CHOOSING THE RIGHT AGENT MATTERS

THE BEATTY MCGOVERN TEAM

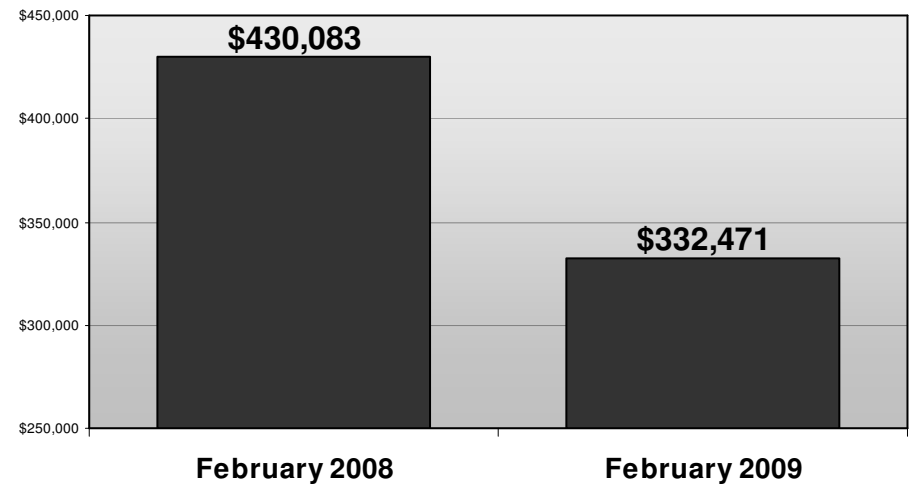
Time is Money.

The median sale price in Barnstable County dropped 22.7% from February of 2008 to February of 2009. That's an average of 1.89% every month.

An extra 101 days on the market costs you on average an extra **6.28%** of your home's value.

Median Sale Price Comparison

For Single-Family Homes Sold in Barnstable County



Data provided by the Cape Cod & Islands MLS

COMBINING OUR NEGOTIATION SKILLS WITH OUR MARKETING TIME IN A DECLINING REAL ESTATE MARKET, IT COSTS, ON AVERAGE, AN EXTRA 8.98% TO NOT WORK WITH THE BEATTY MCGOVERN TEAM.



BECAUSE CHOOSING THE RIGHT AGENT MATTERS