

Community Report for 76063 (Community Report)



Deedra Hayes, REALTOR®
Professional. On Purpose.

Company Keller Williams Realty
Email deedra.hayes@kw.com
Website www.ProRealtorAdvantage.com

Location Arlington, TX
Cell (972) 891-9253



Community Characteristics - 76063

Details

These distinctive characteristics represent factors which have a strong influence on this community. Factors are considered "distinctive" if this community falls into the top 25% for these characteristics nationally.

76063

Quick Facts

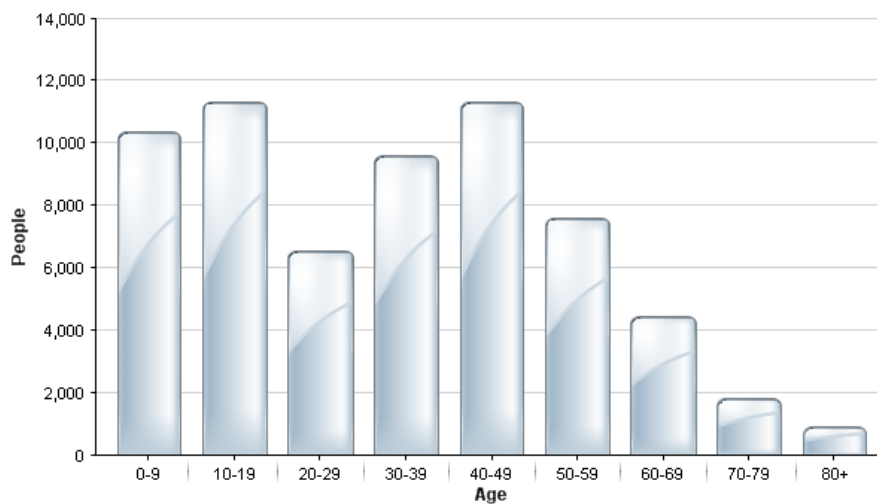
76063 is an affluent area with a middle-age population in Mansfield, Texas.

It is family friendly with medium population density. The climate is dry with moderate winters and hot summers. On average, residents spend 25 minutes getting to work and most frequently by car.

Population

	76063	Texas
Population	63,954	25,868,129
Population Density (people/mile)	1,258	98
Population Growth (since 2000)	98%	24%
Male	32,292	12,903,199
Female	31,661	12,964,949
Median Age	33.46	32.65

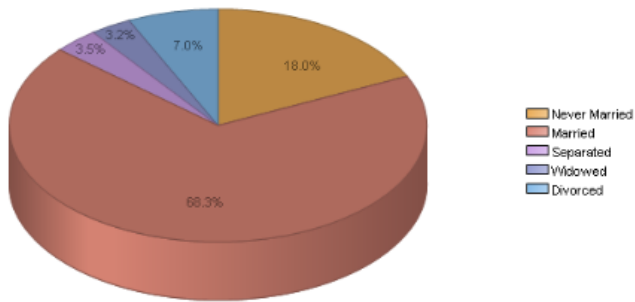
Age Distribution



Household

	76063	Texas
Number of Households	20,737	9,199,357
Average Household Size	3.1	2.8
Household: With Children	11,092	3,557,995
Household: With no Children	6,341	2,843,935
Household: Family	17,432	6,401,931
Household: Non-Family	3,306	2,797,467
Total Dwelling Units	21,785	10,289,334

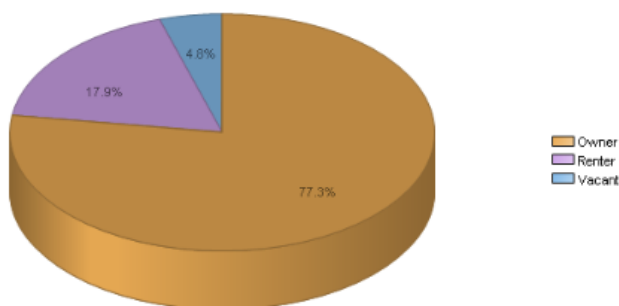
Marital Status



Housing

	76063	Texas
Median Home Price	\$183,500.00	\$159,000.00
In Current Residence 5+ Years	20.7%	27.8%
Annual Residential Turnover	20.3%	20.6%
Median Years in Residence	3.12	2.85
Median Dwelling Age	12	23

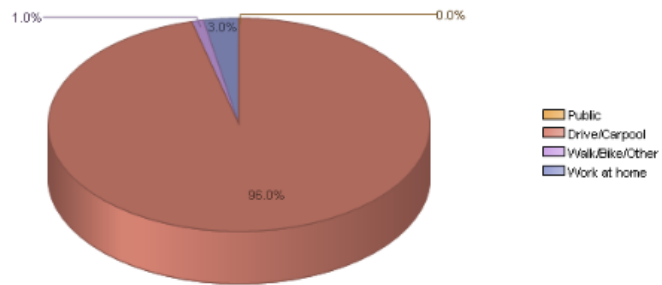
Housing Type



Transportation

	76063	Texas
Median Travel Time to Work (minutes)	25.44	20.75
Household With no Vehicle	1.7%	5.8%
Household With Vehicle	22%	34.7%
Household With more Vehicles	76.3%	59.6%

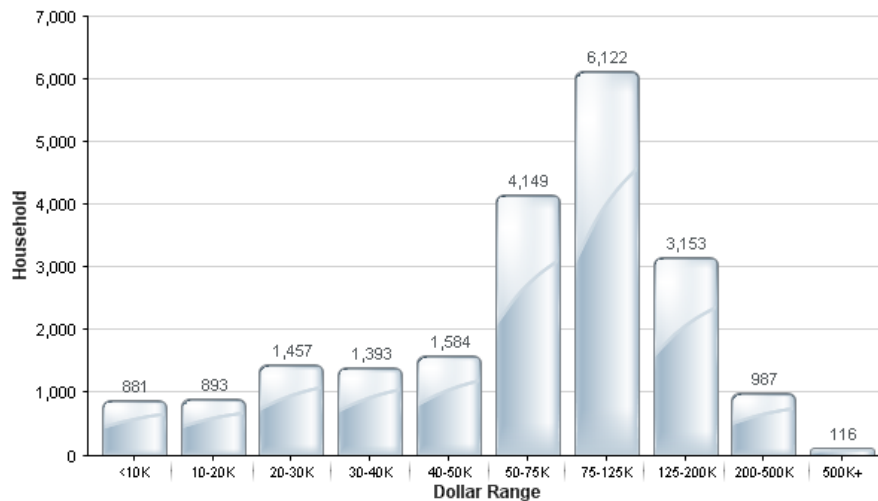
Travel to Work



Income

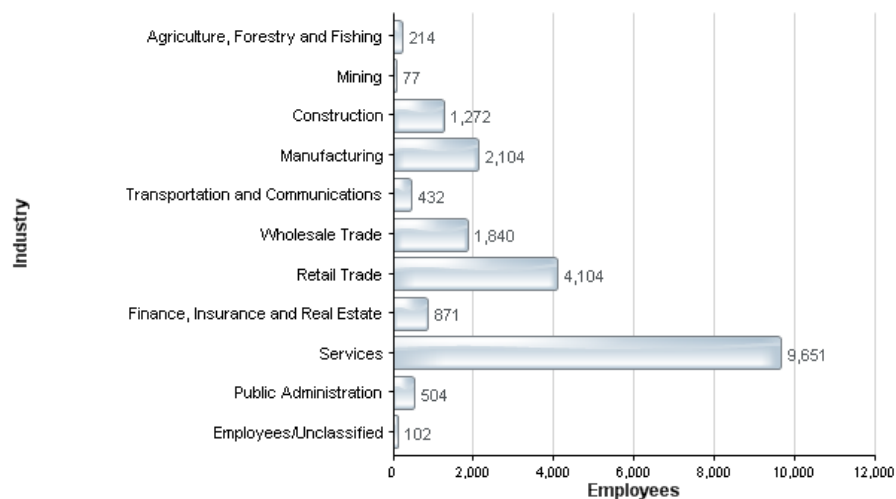
	76063	Texas
Median Household Income	\$75,067.00	\$47,539.00
Average Household Income	\$85,245.00	\$64,449.00
Average Income Change (since 2000)	8%	19%
Per Capita Income	\$27,939.00	\$23,852.00
Median Disposable Income	\$60,540.00	\$40,661.00

Household Income by Dollar Range

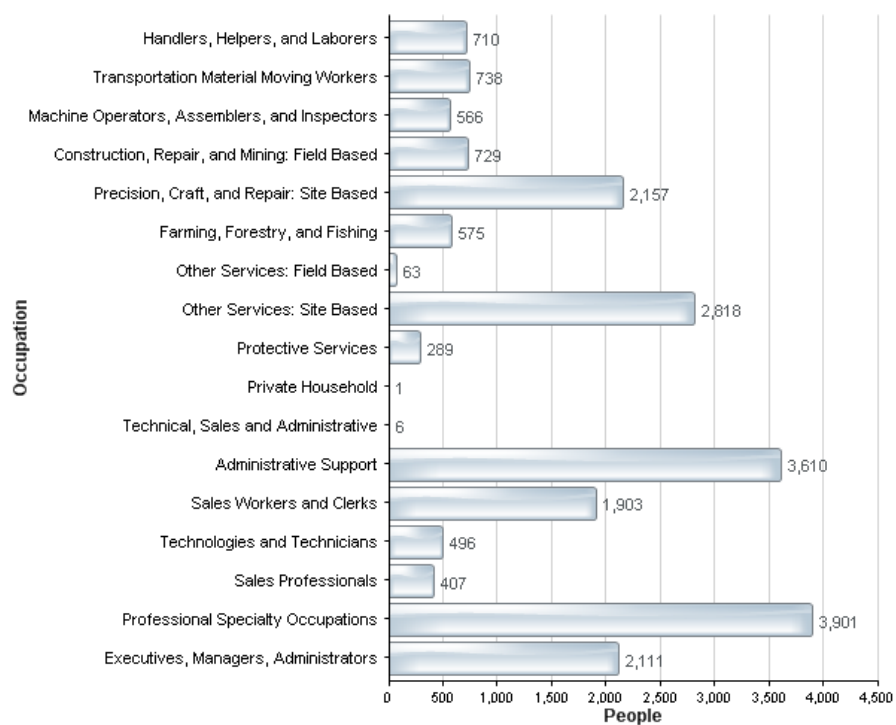


Employment

Employment by Industry



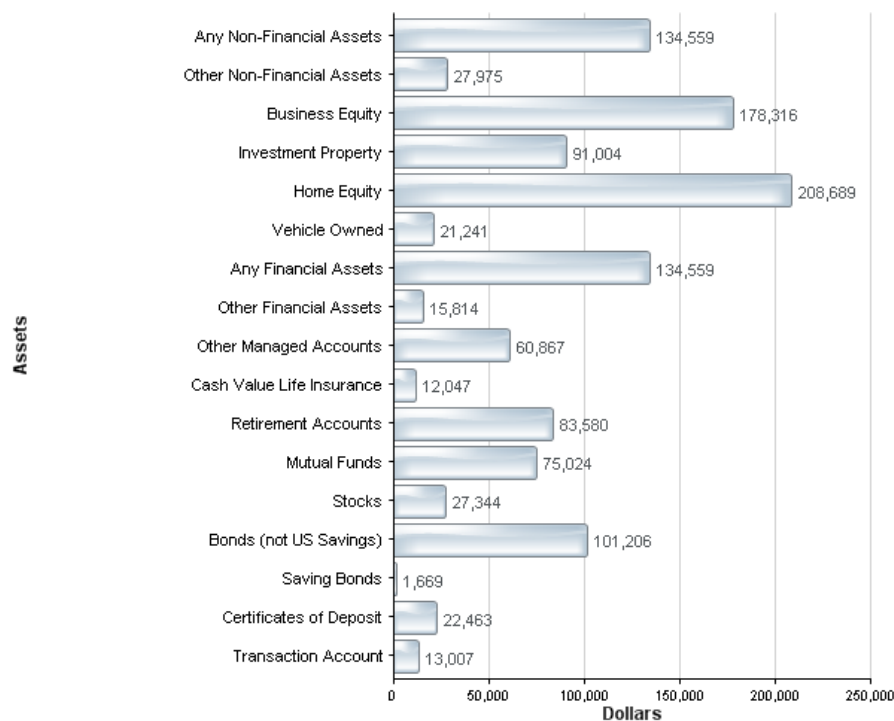
Employment by Occupation



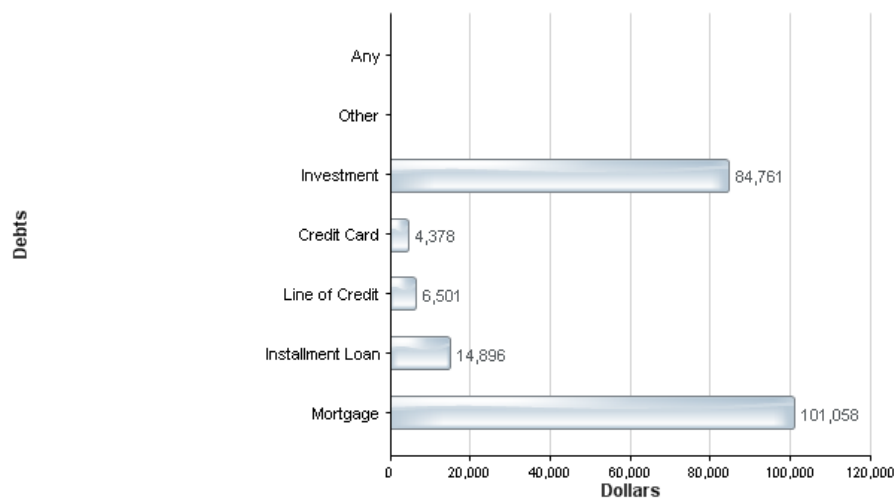
Net Worth

	76063	Texas
Average Household Net Worth	\$582,065.00	\$425,658.00
Median Home Price	\$183,500.00	\$159,000.00

Median Value of Assets



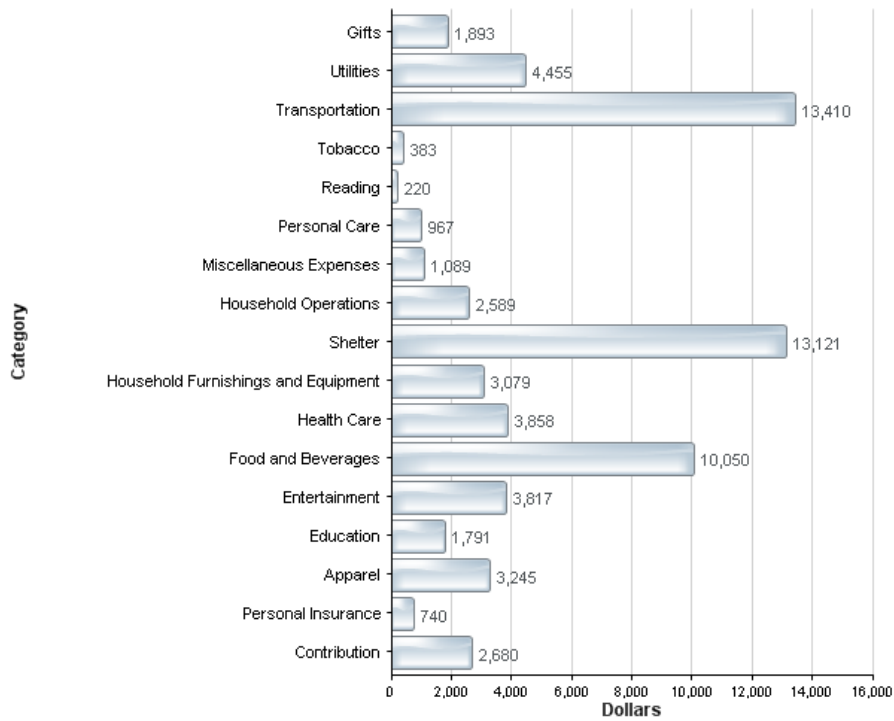
Median Value of Debts



Cost of Living

	76063	Texas
Average Total Household Expenditure	\$67,384.00	\$54,401.00

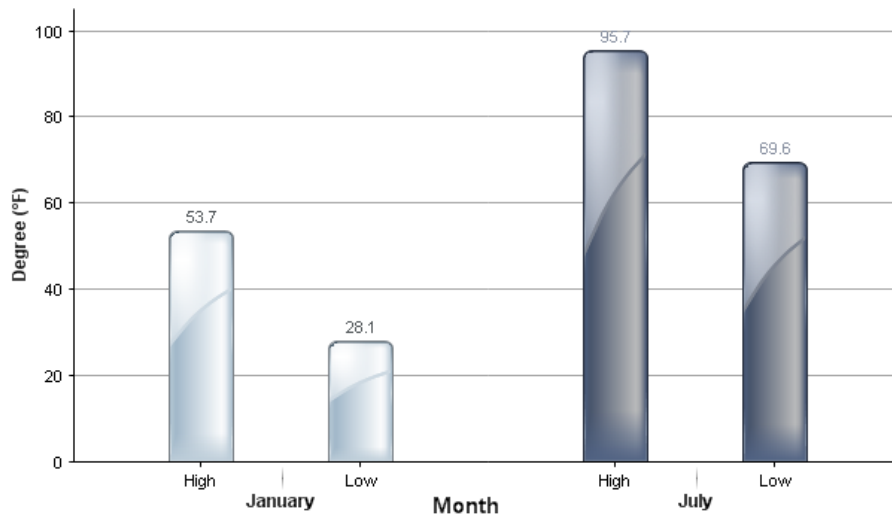
Cost of Living



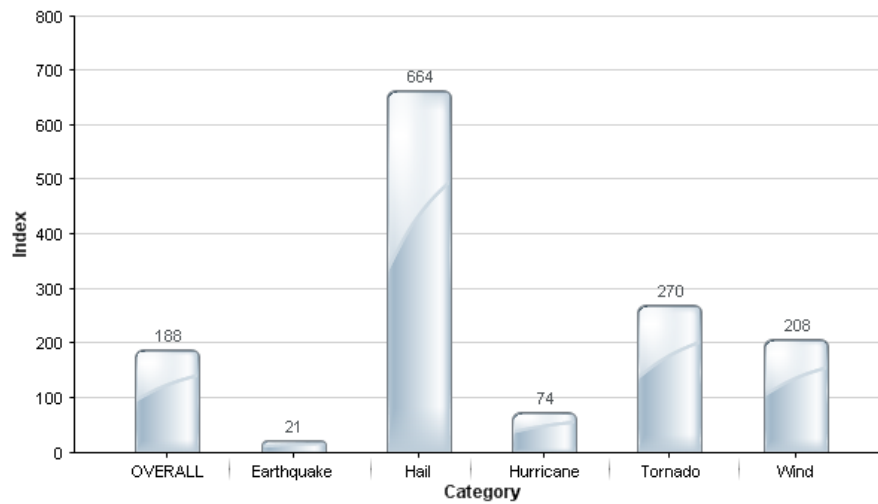
Climate

	76063	Texas
Annual Precipitation (inches)	34.64	34.4

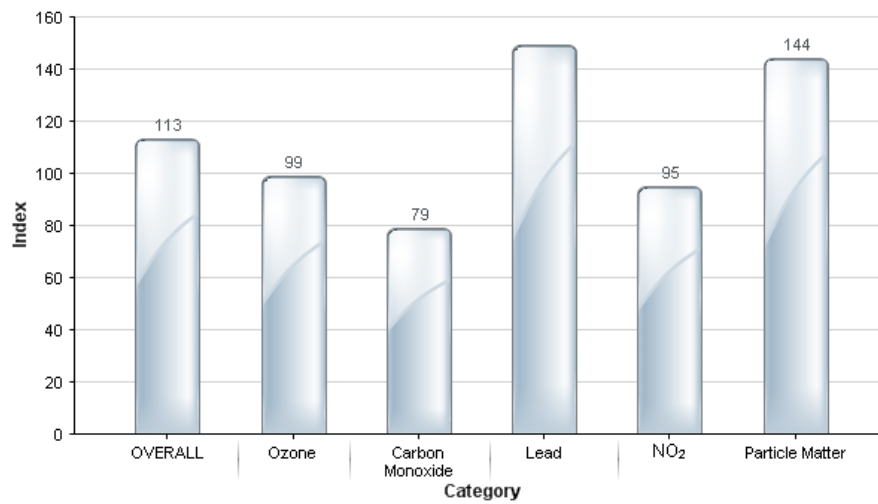
Average Temperature (°F)



Weather Index (100 = National Average)



Pollution Index (100 = National Average)



© 2015 Move, Inc. All rights reserved.
[Terms of Use](#) | [Privacy Policy](#) | [Equal Housing Opportunity](#)

The information provided in this report is for informational purposes only. Although the information provided on this report is deemed to be correct, and attempts are made to keep the information current, no warranty as to the accuracy or completeness of any information in this report is offered.