

# Over the Fence

NEWS FROM YOUR REAL ESTATE PROFESSIONAL...

Keller Williams Group One, Inc.

## The Haley Team

Realtor®  
15




690 Sierra Rose Drive  
Reno, NV 89511  
Phone: 775-823-8787  
Fax: 775-201-9559  
haley@realtor.com

Leading You Home

VOLUME 7 • ISSUE 5

MAY 2009



## The NUMBER ONE Water Savings Device This Summer is YOU!

*There are a number of ways to save water this summer, but they all start with you.*

Visit the website Water—Use It Wisely and you'll get 99 other great ideas for saving water. And if you're a "gadget person" who likes to tinker with technology, from the simple to the complex, then you'll be excited to learn about the many water-conserving technologies and tips that make it easier (and sometimes even more fun) to save water.

The Water—Use It Wisely partners and sponsors do not specifically endorse any of the products represented on their website, but do offer suggestions and tips about what each of us can do to save water.

For even more regionally specific information, click on your state to see suggestions from state specific water companies.

Log onto [www.wateruseitwisely.com](http://www.wateruseitwisely.com)

## Building a Deck? Planting a Tree? Installing a Mailbox? Call **BEFORE** You Dig

*811 is the new number you should call before you begin any digging project.*

A new, federally-mandated national "Call Before You Dig" number, 811 was created to help protect you from unintentionally hitting underground utility lines while working on digging projects. People digging often make risky assumptions about whether or not they should get their utility lines marked due to concerns about project delays, costs and previous calls about other projects. These assumptions can be life-threatening.

Every state has different rules and regulations governing digging, some stricter than others. In addition, 62 separate One Call Centers serve different areas of the country; now 811 will connect you directly to your local one call center. For more information visit [www.call811.com](http://www.call811.com).



## Color Codes for Utility Markings:

- **RED** represents electric power lines, cables, conduit and lighting cables.
- **YELLOW** represents gas, oil, steam petroleum or gaseous materials.
- Orange represents communication, alarm or signal lines.
- **BLUE** represents potable water lines.
- **GREEN** represents sewer and drain lines.
- **PURPLE** represents reclaimed water, irrigation and slurry lines.
- **PINK** represents temporary survey lines.
- **WHITE** represents proposed excavation.

The national "Call Before You Dig" campaign works to increase public awareness about the importance of using 811—having utility lines marked before digging and protecting America's vast underground infrastructure of pipelines, conduits, wires and cables.



*If you're looking for a few reasons to celebrate this month, here you go!*

**Mother's Day—May 10th**

**Armed Forces Day—May 16th**

**Memorial Day—May 25th**

**National BBQ Month**


**National Family Month**





**Keller Williams Group One, Inc.**  
**The Haley Team - Realtor®**

690 Sierra Rose Drive  
 Reno, NV 89511



**Repair, Replace, Relax** with Fidelity National Home Warranty (FNHW). A home warranty from FNHW provides both the home buyer and seller with “peace of mind” when it comes to repairs and/or replacement of a home’s major systems and appliances. FNHW prides itself on superior customer service, including quick response time and efficient solutions for homeowners’ problems and needs. The homeowner only needs to make one call and pay one small service fee when a problem or a repair need arises.



*If you are thinking of buying or selling a home in the near future, please call for a personal interview and property assessment with no obligation.*




This is not intended as a solicitation if your property is currently listed with another agent. These materials contain information and articles obtained from third parties. FNHW does not endorse the recommendations of any third party nor guarantee the information provided is complete or correct.

## Accessorize Your Deck for Flair and Function

With just a few accessories and a little furniture planning, any deck can be transformend into a great outdoor living room. Consider these ideas for making the most out of your deck.

- Take advantage of shade—from trees, from the house; shade will keep you cooler.
- Add bright color cushions to outdoor seating.
- Consider adding one of the new outdoor living rugs made for patios
- Look for outdoor storage containers that double as benches.
- Add ambiance lighting with outdoor hurricane type candle holders that keep the wind away from the flame or try an oil-based candle.
- Look for lamps made specifically for outdoor uses on tabletops, or micro light strips for around the steps.
- Add solar powered up-lights to high-light specific garden spots or trees.
- And don't forget the flowers. Scatter potted plants filled with bright colored flowers for flair.



## May is National Barbeque Month

The most popular holidays for barbecuing are, in order, July 4th (69%), Memorial Day (56%), and Labor Day (50%).

Cook meat to proper doneness— Undercooking meat, poultry or fish is not recommended. Use a meat thermometer or an “instant read” digital thermometer inserted horizontally into the side of meat, poultry and seafood to check doneness.

### Recommended Internal Temperatures:

- Poultry: 165°F
- Ground beef: 160°F
- Pork (chops, ground, tenderloin): 160°F
- Large cut pork roasts: 150°F
- Beef roasts, steaks, seafood, lamb: 145°F

Courtesy of the Hearth, Patio and Barbeque Association

## GRILLED SESAME CHICKEN

### Ingredients:

- 4 chicken quarters or 6 chicken breasts
- 2 tablespoons sesame seeds
- 1 tablespoon sugar
- 1/2 cup soy sauce
- 1 teaspoon ground ginger
- 1/4 cup water
- 2 cloves garlic, minced
- 1/2 cup vegetable or olive oil
- 1/8 teaspoon ground red pepper
- 1/4 cup chopped white onion

### Instructions:

In large non-metallic container, mix together soy sauce, water, oil, onion, sesame seeds, sugar, ginger, garlic and red pepper. Add chicken, cover tightly and refrigerate at least 12 hours, turning occasionally. Remove chicken from marinade and reserve liquid. Grill chicken until done, basting with marinade every 15 minutes. Makes 4-6 servings.

Courtesy of the National Chicken Council