

GREATER SAN ANTONIO AREA SCHOOLGUIDE

Based on the 2013-14 School Year



Texas Education Agency's Accountability Ratings
T.A.P.R. Texas Academic Performance Report
Private Schools and Charter Schools

Greater San Antonio School Boundary Map





T.A.P.R.

TEXAS ACADEMIC PERFORMANCE REPORTS

The Texas Academic Performance Reports (TAPR) pull together a wide range of information on the performance of students in each school and district in Texas every year. Performance is shown disaggregated by student groups, including ethnicity and low income status. The reports also provide extensive information on school and district staff, programs, and student demographics.

T.A.P.R. (formerly A.E.I.S) Reports are Released in January of Each Year

<http://ritter.tea.state.tx.us/perfreport/tapr/index.html>

updated January 2014

Alamo Heights ISD

Website	www.ahisd.net
Total Students	4,805
Total Staff (<i>Teachers/Admin</i>)	585
Students per Teacher	14.5
Attendance Rate	95.8%
Dropout Rate (<i>Grades 9-12</i>)	0.3%
% Tested - SAT/ACT	90.4%
Average SAT Score	1644
Average ACT Score	23.9
STAAR Test Participation (<i>All Grades</i>)	99.0%
STAAR All Subjects (<i>All Grades</i>)	87.0%
4-Year Graduation Rate without Exclusions	97.1%

Comfort ISD

Website	www.comfort.txed.net
Total Students	1,115
Total Staff (<i>Teachers/Admin</i>)	157.8
Students per Teacher	12.0
Attendance Rate	96.9%
Dropout Rate (<i>Grades 9-12</i>)	0.6%
% Tested - SAT/ACT	73.0%
Average SAT Score	1424
Average ACT Score	20.0
STAAR Test Participation (<i>All Grades</i>)	100%
STAAR All Subjects (<i>All Grades</i>)	76.0%
4-Year Graduation Rate without Exclusions	94.7%

Harlandale ISD

Website	www.harlandale.net
Total Students	15,154
Total Staff (<i>Teachers/Admin</i>)	2,085
Students per Teacher	15.5
Attendance Rate	95.6%
Dropout Rate (<i>Grades 9-12</i>)	2.0%
% Tested - SAT/ACT	54.8%
Average SAT Score	1269
Average ACT Score	17.9
STAAR Test Participation (<i>All Grades</i>)	99.0%
STAAR All Subjects (<i>All Grades</i>)	68.0%
4-Year Graduation Rate without Exclusions	87.7%

Bandera ISD

Website	www.banderaisd.net
Total Students	2,443
Total Staff (<i>Teachers/Admin</i>)	336
Students per Teacher	14.1
Attendance Rate	95.5%
Dropout Rate (<i>Grades 9-12</i>)	1.2%
% Tested - SAT/ACT	63.4%
Average SAT Score	1423
Average ACT Score	20.8
STAAR Test Participation (<i>All Grades</i>)	99.0%
STAAR All Subjects (<i>All Grades</i>)	80.0%
4-Year Graduation Rate without Exclusions	89.7%

East Central ISD

Website	www.ecisd.net
Total Students	9,562
Total Staff (<i>Teachers/Admin</i>)	1,157.7
Students per Teacher	17.3
Attendance Rate	95.6%
Dropout Rate (<i>Grades 9-12</i>)	1.4%
% Tested - SAT/ACT	63.0%
Average SAT Score	1333
Average ACT Score	19.5
STAAR Test Participation (<i>All Grades</i>)	99.0%
STAAR All Subjects (<i>All Grades</i>)	71.0%
4-Year Graduation Rate without Exclusions	93.2%

Judson ISD

Website	www.judsonisd.org
Total Students	22,576
Total Staff (<i>Teachers/Admin</i>)	2,752.1
Students per Teacher	17.3
Attendance Rate	95.6%
Dropout Rate (<i>Grades 9-12</i>)	3.8%
% Tested - SAT/ACT	64.0%
Average SAT Score	1321
Average ACT Score	18.9
STAAR Test Participation (<i>All Grades</i>)	99.0%
STAAR All Subjects (<i>All Grades</i>)	73.0%
4-Year Graduation Rate without Exclusions	82.0%

Boerne ISD

Website	www.boerne-isd.net
Total Students	7,075
Total Staff (<i>Teachers/Admin</i>)	875.8
Students per Teacher	16.0
Attendance Rate	96.6%
Dropout Rate (<i>Grades 9-12</i>)	0.2%
% Tested - SAT/ACT	82.1%
Average SAT Score	1596
Average ACT Score	24.4
STAAR Test Participation (<i>All Grades</i>)	99.0%
STAAR All Subjects (<i>All Grades</i>)	90.0%
4-Year Graduation Rate without Exclusions	98.9%

Edgewood ISD

Website	www.eisd.net
Total Students	11,931
Total Staff (<i>Teachers/Admin</i>)	1,653.2
Students per Teacher	16.9
Attendance Rate	94.4%
Dropout Rate (<i>Grades 9-12</i>)	2.4%
% Tested - SAT/ACT	63.2%
Average SAT Score	1166
Average ACT Score	16.1
STAAR Test Participation (<i>All Grades</i>)	99.0%
STAAR All Subjects (<i>All Grades</i>)	59.0%
4-Year Graduation Rate without Exclusions	98.1%

La Vernia ISD

Website	www.lvisd.org
Total Students	3,056
Total Staff (<i>Teachers/Admin</i>)	367.3
Students per Teacher	17.0
Attendance Rate	95.6%
Dropout Rate (<i>Grades 9-12</i>)	0.1%
% Tested - SAT/ACT	67.8%
Average SAT Score	1463
Average ACT Score	22.2
STAAR Test Participation (<i>All Grades</i>)	100%
STAAR All Subjects (<i>All Grades</i>)	79.0%
4-Year Graduation Rate without Exclusions	99.0%

Comal ISD


Website	www.comalisd.org
Total Students	18,614
Total Staff (<i>Teachers/Admin</i>)	2,265
Students per Teacher	16.7
Attendance Rate	96.0%
Dropout Rate (<i>Grades 9-12</i>)	0.7%
% Tested - SAT/ACT	73.6%
Average SAT Score	1470
Average ACT Score	22.0
STAAR Test Participation (<i>All Grades</i>)	99.0%
STAAR All Subjects (<i>All Grades</i>)	87.0%
4-Year Graduation Rate without Exclusions	92.4%

Floresville ISD

Website	www.fisd.us
Total Students	3,806
Total Staff (<i>Teachers/Admin</i>)	505.8
Students per Teacher	14.7
Attendance Rate	96.2%
Dropout Rate (<i>Grades 9-12</i>)	1.1%
% Tested - SAT/ACT	68.5%
Average SAT Score	1389
Average ACT Score	20.2
STAAR Test Participation (<i>All Grades</i>)	100%
STAAR All Subjects (<i>All Grades</i>)	78.0%
4-Year Graduation Rate without Exclusions	90.6%

Lackland ISD

Website	www.lacklandisd.net
Total Students	1,054
Total Staff (<i>Teachers/Admin</i>)	166.1
Students per Teacher	13.3
Attendance Rate	96.9%
Dropout Rate (<i>Grades 9-12</i>)	0.5%
% Tested - SAT/ACT	94.9%
Average SAT Score	1566
Average ACT Score	22.0%
STAAR Test Participation (<i>All Grades</i>)	99.0%
STAAR All Subjects (<i>All Grades</i>)	89.0%
4-Year Graduation Rate without Exclusions	92.9%



Lytle ISD

Website	www.lytleisd.com
Total Students	1,736
Total Staff (Teachers/Admin)	260.1
Students per Teacher	14.8
Attendance Rate	95.2%
Dropout Rate (Grades 9-12)	1.4%
% Tested - SAT/ACT	72.6%
Average SAT Score	1342
Average ACT Score	18.3
STAAR Test Participation (All Grades)	99.0%
STAAR All Subjects (All Grades)	68.0%
4-Year Graduation Rate without Exclusions	92.9%

North East ISD

Website	www.neisd.net
Total Students	67,701
Total Staff (Teachers/Admin)	8,309.5
Students per Teacher	15.8
Attendance Rate	96.2%
Dropout Rate (Grades 9-12)	1.9%
% Tested - SAT/ACT	73.8%
Average SAT Score	1508
Average ACT Score	21.9
STAAR Test Participation (All Grades)	99.0%
STAAR All Subjects (All Grades)	83.0%
4-Year Graduation Rate without Exclusions	89.2%

Seguin ISD

Website	www.seguin.k12.tx.us
Total Students	7,457
Total Staff (Teachers/Admin)	1,023.5
Students per Teacher	15.9
Attendance Rate	94.6%
Dropout Rate (Grades 9-12)	0.0%
% Tested - SAT/ACT	54.8%
Average SAT Score	1364
Average ACT Score	20.2
STAAR Test Participation (All Grades)	99.0%
STAAR All Subjects (All Grades)	71.0%
4-Year Graduation Rate without Exclusions	89.6%

Marion ISD

Website	www.marion.txed.net
Total Students	1,318
Total Staff (Teachers/Admin)	178.7
Students per Teacher	13.8
Attendance Rate	96.1%
Dropout Rate (Grades 9-12)	0.0%
% Tested - SAT/ACT	66.3%
Average SAT Score	1445
Average ACT Score	20.4
STAAR Test Participation (All Grades)	100%
STAAR All Subjects (All Grades)	82.0%
4-Year Graduation Rate without Exclusions	98.8%

Northside ISD

Website	www.nisd.net
Total Students	99,426
Total Staff (Teachers/Admin)	12,111
Students per Teacher	16.7
Attendance Rate	95.7%
Dropout Rate (Grades 9-12)	1.0%
% Tested - SAT/ACT	66.4%
Average SAT Score	1420
Average ACT Score	21.2
STAAR Test Participation (All Grades)	99.0%
STAAR All Subjects (All Grades)	82.0%
4-Year Graduation Rate without Exclusions	92.2%

Somerset ISD

Website	www.somerset.k12.ky.us
Total Students	3,888
Total Staff (Teachers/Admin)	549.5
Students per Teacher	16.6
Attendance Rate	95.4%
Dropout Rate (Grades 9-12)	2.7%
% Tested - SAT/ACT	60.8%
Average SAT Score	1238
Average ACT Score	18.0
STAAR Test Participation (All Grades)	100%
STAAR All Subjects (All Grades)	65.0%
4-Year Graduation Rate without Exclusions	80.5%

Medina Valley ISD

Website	www.mvisd.com
Total Students	3,642
Total Staff (Teachers/Admin)	442.4
Students per Teacher	17.4
Attendance Rate	96.1%
Dropout Rate (Grades 9-12)	0.1%
% Tested - SAT/ACT	69.5%
Average SAT Score	1468
Average ACT Score	20.6
STAAR Test Participation (All Grades)	100%
STAAR All Subjects (All Grades)	82.0%
4-Year Graduation Rate without Exclusions	98.9%

Randolph Field ISD

Website	www.rfisd.net
Total Students	1,192
Total Staff (Teachers/Admin)	158
Students per Teacher	15.0
Attendance Rate	97.3%
Dropout Rate (Grades 9-12)	0.0%
% Tested - SAT/ACT	94.7%
Average SAT Score	1572
Average ACT Score	22.3
STAAR Test Participation (All Grades)	100%
STAAR All Subjects (All Grades)	91.0%
4-Year Graduation Rate without Exclusions	100%

South San Antonio ISD

Website	www.southsanisd.net
Total Students	9,828
Total Staff (Teachers/Admin)	1295.1
Students per Teacher	15.7
Attendance Rate	95.3%
Dropout Rate (Grades 9-12)	1.8%
% Tested - SAT/ACT	56.9%
Average SAT Score	1258
Average ACT Score	17.7
STAAR Test Participation (All Grades)	99.0%
STAAR All Subjects (All Grades)	65.0%
4-Year Graduation Rate without Exclusions	86.6%

Navarro ISD

Website	www.nisd.us
Total Students	1,622
Total Staff (Teachers/Admin)	209.6
Students per Teacher	15.3
Attendance Rate	96.2%
Dropout Rate (Grades 9-12)	0.4%
% Tested - SAT/ACT	87.2%
Average SAT Score	1439
Average ACT Score	20.9
STAAR Test Participation (All Grades)	100%
STAAR All Subjects (All Grades)	85.0%
4-Year Graduation Rate without Exclusions	96.3%

San Antonio ISD

Website	www.saisd.net
Total Students	54,236
Total Staff (Teachers/Admin)	7520.4
Students per Teacher	16.1
Attendance Rate	95.0%
Dropout Rate (Grades 9-12)	4.6%
% Tested - SAT/ACT	62.8%
Average SAT Score	1217
Average ACT Score	17.0
STAAR Test Participation (All Grades)	99.0%
STAAR All Subjects (All Grades)	63.0%
4-Year Graduation Rate without Exclusions	79.4%

Southside ISD

Website	www.southsideisd.org
Total Students	5,123
Total Staff (Teachers/Admin)	689.2
Students per Teacher	15.2
Attendance Rate	95.0%
Dropout Rate (Grades 9-12)	1.8%
% Tested - SAT/ACT	56.9%
Average SAT Score	1273
Average ACT Score	18.0
STAAR Test Participation (All Grades)	99.0%
STAAR All Subjects (All Grades)	67.0%
4-Year Graduation Rate without Exclusions	86.2%

New Braunfels ISD

Website	www.nbisd.org
Total Students	8,063
Total Staff (Teachers/Admin)	928.8
Students per Teacher	17.4
Attendance Rate	95.9%
Dropout Rate (Grades 9-12)	0.5%
% Tested - SAT/ACT	64.3%
Average SAT Score	1483
Average ACT Score	21.9
STAAR Test Participation (All Grades)	99.0%
STAAR All Subjects (All Grades)	85.0%
4-Year Graduation Rate without Exclusions	94.0%


Schertz-Cibolo-Universal City

Website	www.scuc.txed.net
Total Students	13,540
Total Staff (Teachers/Admin)	1,471.5
Students per Teacher	17.6
Attendance Rate	96.2%
Dropout Rate (Grades 9-12)	0.6%
% Tested - SAT/ACT	68.7%
Average SAT Score	1462
Average ACT Score	22.0
STAAR Test Participation (All Grades)	99.0%
STAAR All Subjects (All Grades)	83.0%
4-Year Graduation Rate without Exclusions	95.2%

Southwest ISD

Website	www.swisd.net
Total Students	12,991
Total Staff (Teachers/Admin)	1,543.9
Students per Teacher	17.0
Attendance Rate	94.6%
Dropout Rate (Grades 9-12)	2.0%
% Tested - SAT/ACT	35.6%
Average SAT Score	1324
Average ACT Score	18.3
STAAR Test Participation (All Grades)	99.0%
STAAR All Subjects (All Grades)	63.0%
4-Year Graduation Rate without Exclusions	87.3%

EXPLANATION OF THE ACCOUNTABILITY SUMMARY REPORT



Who is Rated?

Districts

Regular foundation school program (FSP) districts and special statutory districts are rated. Districts and charter operators are evaluated on the aggregate results of the campuses operated by the district and charter operator. New districts, including new charter districts, are evaluated the first year they report fall enrollment.

State-administered school districts, including Texas School for the Blind and Visually Impaired, Texas School for the Deaf, Texas Juvenile Justice Department, and Windham School District are not rated. Also, districts with no students enrolled in grades tested (3-12) are not rated.

Campuses

All public school campuses, including AECs and open-enrollment charter schools, are rated. New campuses and new open-enrollment charter schools are evaluated the first year they report fall enrollment. The pairing process is used to issue performance results for campuses (serving any grades from PK to 12) with no students enrolled in the grades tested.

The following campuses are not rated in 2014.

Residential Facilities:

AECs identified as residential facilities and AEA charter districts that operate only residential facilities are not evaluated. Performance index results are reported, but a rating label is not assigned. Students enrolled in AECs and charter districts operating as residential facilities are excluded from the reported performance information if Public Education Information Management System (PEIMS) student attribution codes were submitted accurately in fall 2013

JJAEPs and DAEPs:

Campuses identified as JJAEPs and DAEPs are not evaluated. State statute and statutory intent prohibit the attribution of student performance results to JJAEPs and DAEPs. This means that attendance and performance data for students served in JJAEPs and DAEPs are reported to the students' home campuses, and the home campus is evaluated based on the results.

Short-Term campuses:

Campuses that serve students in grades 3-12, but have no test results for evaluation (due to the accountability subset) are not rated. This includes AECs with short-term student placements.

Charter campuses with no students in grades tested:

Open-enrollment charter schools that do not serve students in grades 3-12 are not rated.

Campuses with students enrolled in grades 3-12 that have no test results:

Campuses with students enrolled in grades 3-12 and without test results for evaluation (due to the accountability subset) are not rated.

Accountability Ratings

To meet state statutory requirements, the accountability system must assign ratings that designate acceptable and unacceptable performance for campuses and districts. Districts and campuses are assigned a rating that is based on meeting a target for each performance index.

Met Standard

Acceptable rating assigned to districts and campuses that meet the target on all indexes for which it has performance data in 2014. This rating applies to campuses serving grades prekindergarten (PK) through 12 (including campuses with assessment data due to pairing).

Met Alternative Standard

Acceptable rating assigned to charter operators and alternative education campuses (AECs) that are evaluated by alternative education accountability (AEA) provisions and meet modified targets on all performance indexes for which they have performance data in 2014.

Improvement Required

Unacceptable rating assigned to districts, campuses, charter operators, and alternative education campuses (AECs) that miss the target non none or more indexes.

Not Rated

Indicates that a district or campus is not rated for one of the following reasons:

- The district or campus serves only students enrolled in Early Education (EE);
- The district or campus has no data in the accountability subset;
- The district or campus has insufficient data to rate through Small Numbers Analysis;
- The campus is a Juvenile Justice Alternative Education Program (JJAEP);
- The campus is a Disciplinary Alternative Education Program (DAEP);
- The campus is a residential facility;
- The district operates only residential facilities; or
- The district or campus faces unusual circumstances (e.g., test documents lost in shipping).

Not Rated: Data Integrity Issues.

Indicates that data accuracy and/or integrity have compromised performance results, making it impossible to assign a rating. The assignment of a Not Rated: Data Integrity Issues label may be permanent or temporary pending further investigation.

To receive a Met Standard or Met Alternative Standard rating, all campuses and districts must meet the following targets on all indexes for which they have performance results in 2014.

Source: TEA: Texas Education Agency - www.tea.state.tx.us

DISTINCTION DESIGNATIONS

RECOGNITION OF OUTSTANDING ACHIEVEMENT IN SPECIFIC AREAS

Distinction designations are awarded in recognition of outstanding achievement in specific areas. Campus distinctions are based on indicators of student performance in comparison to forty similar campuses.

Campuses and charter districts evaluated by alternative education accountability (AEA) provisions are not eligible to earn distinction designations.

For 2014, distinction designations are awarded in the following areas:

Academic Achievement in

Reading/English Language Arts (campus only)

An AADD is awarded to campuses for outstanding academic achievement in reading/English language arts (ELA) based on performance in the top 25 percent of its campus comparison group.

Who is eligible:

Campuses that have a rating of Met Standard.

Academic Achievement in

Mathematics (campus only)

An AADD is awarded to campuses for outstanding academic achievement in mathematics based on performance in the top 25 percent of its campus comparison group.

Who is eligible:

Campuses that have a rating of Met Standard.

Academic Achievement in

Science (campus only)

New for 2014, an AADD is awarded to campuses for outstanding academic achievement in science based on performance in the top 25 percent of its campus comparison group.

Who is eligible:

Campuses that have a rating of Met Standard.

Academic Achievement in

Social Studies (campus only)

New for 2014, an AADD is awarded to campuses for outstanding academic achievement in social studies based on performance in the top 25 percent of its campus comparison group.

Who is eligible:

Campuses that have a rating of Met Standard.

Top 25 Percent:

Student Progress (campus only)

A distinction designation is awarded for outstanding improvement in student progress to a campus if it is ranked in the top 25 percent (Q1) of campuses in its campus comparison group for Index 2.

Who is eligible:

Campuses that are evaluated for Index 2 and have a rating of Met Standard. In 2014, high schools and K-12 campuses are not evaluated for Index 2 and, therefore, are ineligible to receive a distinction designation for Student Progress.

Top 25 Percent:

Closing Performance Gaps (campus only)

New for 2014, a distinction designation is awarded for outstanding performance in closing student achievement gaps to a campus if it is ranked in the top 25 percent (Q1) of campuses in its campus comparison group for Index 3.

Who is eligible:

Campuses that are evaluated for Index 3 and have a rating of Met Standard

Postsecondary

Readiness (campus and district)

New for 2014, a distinction designation is awarded to campuses and districts for outstanding academic performance in attainment of postsecondary readiness. Elementary and middle schools must show performance in the top 25 percent of similar schools in their campus comparison group. High schools and K-12 campuses must have at least 33 percent of the indicators in the top quartile. Districts must have at least 70 percent of its campus-level indicators in the top quartile.

Who is eligible:

Districts and campuses that have a rating of Met Standard.

Index Descriptions

Index 1: Student Achievement

Index 1 is a snapshot of performance across subjects, on both general and alternative assessments, at the satisfactory performance standard.

Index 2: Student Progress

Index 2 measures student progress and provides an opportunity for districts and campuses to receive credit for improving student performance independent of overall student achievement.


Index 3: Closing Performance Gaps

Index 3 emphasizes advanced academic achievement of the economically disadvantaged student group and the lowest performing racial/ethnic student groups at each campus and district.

Index 4: Postsecondary Readiness

Index 4 Postsecondary Readiness emphasizes the role of elementary and middle schools in preparing students for the rigors of high school, and the importance of earning a high school diploma that prepares students for success in college, the workforce, job training programs, or the military. The index includes test performance for high schools and grades 3-8 at the Postsecondary Readiness Standard.





TEXAS EDUCATION AGENCY ACCOUNTABILITY RATINGS

The Texas Education Agency Multi-Year District Ratings show the accountability ratings for districts and all schools within the district (based on the new STAAR State of Texas Assessments of Academic Readiness tests as well as other indicators). The below ratings are based on the 2013-2014 School Year. The TEA updates the ratings in August of each year.

Based on Data from the 2013-14 School Year

updated August 2014

ALAMO HEIGHTS ISD www.ahisd.net

<i>Campus</i>	<i>Rating</i>
Alamo Heights High School	Met Standard
Achievement in Reading/ELA	Distinction Earned
Achievement in Mathematics	Distinction Earned
Postsecondary Readiness	Distinction Earned
Alamo Heights Junior High	Met Standard
Cambridge Elementary	Met Standard
Top 25% Student Progress	Distinction Earned
Howard Elementary	Met Standard
Woodridge Elementary	Met Standard

BANDERA ISD www.banderaisd.net

<i>CAMPUS</i>	<i>RATING</i>
Alkek Elementary	Met Standard
Bandera High School	Met Standard
Achievement in Mathematics	Distinction Earned
Achievement in Social Studies	Distinction Earned
Top 25% Closing Performance Gap	Distinction Earned
Postsecondary Readiness	Distinction Earned
Bandera Middle	Met Standard
Achievement in Mathematics	Distinction Earned
Top 25% Student Progress	Distinction Earned
Hill Country Elementary	Met Standard

BOERNE ISD www.boerne-isd.net

<i>CAMPUS</i>	<i>RATING</i>
Boerne-Samuel V Champion H.S.	Met Standard
Achievement in Reading/ELA	Distinction Earned
Achievement in Mathematics	Distinction Earned
Achievement in Science	Distinction Earned
Achievement in Social Studies	Distinction Earned
Postsecondary Readiness	Distinction Earned
Boerne High School	Met Standard
Achievement in Mathematics	Distinction Earned
Achievement in Science	Distinction Earned
Boerne Middle North	Met Standard
Achievement in Mathematics	Distinction Earned
Top 25% Student Progress	Distinction Earned
Boerne Middle South	Met Standard
Achievement in Mathematics	Distinction Earned
Achievement in Science	Distinction Earned
Cibolo Creek Elementary	Met Standard
Curington Elementary	Met Standard
Fabra Elementary	Met Standard
Achievement in Science	Distinction Earned
Fair Oaks Ranch Elementary	Met Standard
Kendall Elementary	Met Standard

COMAL ISD www.comalisd.org

<i>CAMPUS</i>	<i>RATING</i>
Alamo Colleges - Memorial Early	Met Standard
Achievement in Mathematics	Distinction Earned
Achievement in Science	Distinction Earned
Achievement in Social Studies	Distinction Earned
Top 25% Closing Performance Gap	Distinction Earned
Postsecondary Readiness	Distinction Earned
Arlon R Seay Elementary	Met Standard
Achievement in Science	Distinction Earned
Bill Brown Elementary	Met Standard
Canyon High School	Met Standard
Canyon Lake High School	Met Standard
Achievement in Mathematics	Distinction Earned
Achievement in Science	Distinction Earned
Achievement in Social Studies	Distinction Earned
Top 25% Closing Performance Gap	Distinction Earned
Canyon Middle	Met Standard
Achievement in Science	Distinction Earned
Achievement in Social Studies	Distinction Earned
Church Hill Middle	Met Standard
Clear Spring Elementary	Met Standard
Comal Academy	Met Standard
Comal Discipline Center	Not Rated
Freiheit Elementary	Met Standard
Garden Ridge Elementary	Met Standard
Achievement in Science	Distinction Earned
Goodwin Frazier Elementary	Met Standard
Achievement in Science	Distinction Earned
Postsecondary Readiness	Distinction Earned
Hoffmann Lane Elementary	Met Standard
Achievement in Science	Distinction Earned
Indian Springs Elementary	Met Standard
Achievement in Reading/ELA	Distinction Earned
Top 25% Student Progress	Distinction Earned
Johnson Ranch Elementary	Met Standard
Kinder Ranch Elementary	Met Standard
MH Specht Elementary	Met Standard
Top 25% Closing Performance Gap	Distinction Earned
Morningside Elementary	Met Standard
Mt Valley Elementary	Met Standard
Mt Valley Middle	Met Standard
Achievement in Science	Distinction Earned
Postsecondary Readiness	Distinction Earned
Oak Creek Elementary	Met Standard
Rahe Bulverde Elementary	Met Standard
Top 25% Student Progress	Distinction Earned
Rebecca Creek Elementary	Met Standard
Achievement in Mathematics	Distinction Earned
Top 25% Student Progress	Distinction Earned
Top 25% Closing Performance Gap	Distinction Earned
Smithson Valley High School	Met Standard
Smithson Valley Middle	Met Standard

Spring Branch Middle	Met Standard
Achievement in Science	Distinction Earned
Startzville Elementary	Met Standard
Achievement in Science	Distinction Earned
Timberwood Park Elementary	Met Standard
Achievement in Science	Distinction Earned
Top 25% Closing Performance Gap	Distinction Earned

COMFORT ISD www.comfort.txed.net

<i>CAMPUS</i>	<i>RATING</i>
Comfort Elementary	Met Standard
Comfort High School	Met Standard
Achievement in Mathematics	Distinction Earned
Achievement in Science	Distinction Earned
Comfort Middle	Met Standard
Achievement in Reading/ELA	Distinction Earned
Achievement in Mathematics	Distinction Earned

EAST CENTRAL ISD www.ecisd.net

<i>CAMPUS</i>	<i>RATING</i>
Bexar Co JJAEP	Not Rated
Bexar County Lrn Ctr	Not Rated
East Central Choice Program	Not Rated
East Central Dev Ctr	Met Standard
East Central High School	Met Standard
East Central Heritage Middle	Met Standard
Harmony Elementary	Improvement Required
Highland Forest Elementary	Met Standard
John Glenn Elementary	Met Standard
Top 25% Closing Performance Gap	Distinction Earned
Legacy Middle	Met Standard
Achievement in Reading/ELA	Distinction Earned
Oak Crest Intermediate	Met Standard
Pecan Valley Elementary	Met Standard
Salado Intermediate	Met Standard
Sinclair Elementary	Met Standard
Wilson County Boot Camp	Not Rated

EDGEWOOD ISD www.eisd.net

<i>CAMPUS</i>	<i>RATING</i>
Alonso S Perales Elementary	Met Standard
Achievement in Reading/ELA	Distinction Earned
Top 25% Closing Performance Gap	Distinction Earned
Alternative Center	Not Rated
Brentwood Middle	Met Standard
Burleson Center	Met Standard
Cardenas Center	Met Standard
E T Wrenn Middle	Met Standard

...Edgewood ISD continued



Based on Data from the 2013-2014 School Year

updated August 2014

Edgewood ISD continued...

Table listing schools in Edgewood ISD and their performance ratings (e.g., Improvement Required, Met Standard, Distinction Earned).

Table listing schools in Fenley Transitional High School and other districts, including their performance ratings.

Table listing schools in James L Masters and other districts, including their performance ratings.

Table listing schools in Judson Early College Academy, Judson Evening High School, and other districts, including their performance ratings.

FLORESVILLE ISD www.floresville.isd.tenet.edu

Table listing schools in Floresville ISD and their performance ratings.

JUDSON ISD www.judsonisd.org

Table listing schools in Judson ISD and their performance ratings.

LA VERNIA ISD www.la-vernia.k12.tx.us

Table listing schools in La Vernia ISD and their performance ratings.

HARLANDALE ISD www.harlandale.k12.tx.us

Table listing schools in Harlandale ISD and their performance ratings.

LACKLAND ISD www.lacklandisd.net

Table listing schools in Lackland ISD and their performance ratings.

LYTLE ISD
www.lytleisd.com

CAMPUS	RATING
Lytle Daep	Not Rated
Lytle Elementary	Improvement Required
Lytle High School	Met Standard
Lytle Junior High	Met Standard
Lytle Primary School	Improvement Required

MARION ISD
www.marion.txed.net

CAMPUS	RATING
Marion High School	Met Standard
Achievement in Mathematics	Distinction Earned
Achievement in Science	Distinction Earned
Postsecondary Readiness	Distinction Earned
Marion Middle	Met Standard
Achievement in Reading/ELA	Distinction Earned
Norma Krueger Elementary	Met Standard
Norma Krueger Elem/Bert Karrer Camp	Met Standard
Achievement in Mathematics	Distinction Earned
Top 25% Closing Performance Gap	Distinction Earned
Postsecondary Readiness	Distinction Earned

MEDINA VALLEY ISD
www.mvisd.com

CAMPUS	RATING
Castroville Elementary	Met Standard
Top 25% Student Progress	Distinction Earned
Postsecondary Readiness	Distinction Earned
Lacoste Elementary	Met Standard
Achievement in Mathematics	Distinction Earned
Achievement in Science	Distinction Earned
Top 25% Student Progress	Distinction Earned
Top 25% Closing Performance Gap	Distinction Earned
Postsecondary Readiness	Distinction Earned
Medina Valley High School	Met Standard
Achievement in Reading/ELA	Distinction Earned
Achievement in Mathematics	Distinction Earned
Top 25% Closing Performance Gap	Distinction Earned
Postsecondary Readiness	Distinction Earned
Medina Valley Middle	Met Standard
Postsecondary Readiness	Distinction Earned
Potrancó Elementary	Met Standard
Achievement in Reading/ELA	Distinction Earned
Achievement in Science	Distinction Earned
Top 25% Closing Performance Gap	Distinction Earned
Postsecondary Readiness	Distinction Earned

NAVARRO ISD
www.navarroisd.net

CAMPUS	RATING
Navarro Elementary	Met Standard
Navarro High School	Met Standard
Achievement in Reading/ELA	Distinction Earned
Achievement in Mathematics	Distinction Earned
Achievement in Social Studies	Distinction Earned
Postsecondary Readiness	Distinction Earned
Navarro Intermediate	Met Standard
Achievement in Science	Distinction Earned
Top 25% Student Progress	Distinction Earned
Navarro Junior High	Met Standard
Achievement in Science	Distinction Earned
Top 25% Closing Performance Gap	Distinction Earned
Postsecondary Readiness	Distinction Earned

NEW BRAUNFELS ISD
www.newbraunfels.txed.net

CAMPUS	RATING
Carl Schurz Elementary	Met Standard
County Line Elementary	Met Standard
Achievement in Science	Distinction Earned
Top 25% Student Progress	Distinction Earned
Top 25% Closing Performance Gap	Distinction Earned
Postsecondary Readiness	Distinction Earned
Klein Road Elementary	Met Standard
Lamar Elementary	Met Standard
Lone Star Elementary	Met Standard
Achievement in Reading/ELA	Distinction Earned
Achievement in Science	Distinction Earned
Top 25% Student Progress	Distinction Earned
Top 25% Closing Performance Gap	Distinction Earned
Postsecondary Readiness	Distinction Earned
Memorial Elementary	Met Standard
New Braunfels High School	Met Standard
Achievement in Reading/ELA	Distinction Earned
Postsecondary Readiness	Distinction Earned
New Braunfels H.S. 9th Grade Ctr	Met Standard
New Braunfels Middle	Met Standard
Achievement in Mathematics	Distinction Earned
Oakrun Middle	Met Standard
Seele Elementary	Met Standard
Achievement in Reading/ELA	Distinction Earned
Achievement in Mathematics	Distinction Earned
Achievement in Science	Distinction Earned
Top 25% Student Progress	Distinction Earned
Top 25% Closing Performance Gap	Distinction Earned
Postsecondary Readiness	Distinction Earned
NBISD Learning Center	Met Standard
Walnut Springs Elementary	Met Standard
Achievement in Reading/ELA	Distinction Earned
Top 25% Closing Performance Gap	Distinction Earned
Postsecondary Readiness	Distinction Earned

NORTH EAST ISD
www.neisd.net

CAMPUS	RATING
Academy of Creative Education	Not Rated
Alt. High School	Not Rated
Alt. Middle	Not Rated
Alt. Elementary	Not Rated
Bradley Middle	Met Standard
Achievement in Reading/ELA	Distinction Earned
Top 25% Student Progress	Distinction Earned
Top 25% Closing Performance Gap	Distinction Earned
Bulverde Creek	Met Standard
Top 25% Closing Performance Gap	Distinction Earned
Postsecondary Readiness	Distinction Earned
Bush Middle	Met Standard
Achievement in Mathematics	Distinction Earned
Achievement in Science	Distinction Earned
Achievement in Social Studies	Distinction Earned
Top 25% Student Progress	Distinction Earned
Top 25% Closing Performance Gap	Distinction Earned
Camelot Elementary	Met Standard
Top 25 Percent Student Progress	Distinction Earned
Canyon Ridge Elementary	Met Standard
Castle Hills Elementary	Met Standard
Achievement in Reading/ELA	Distinction Earned
Churchill High School	Met Standard
Cibolo Green	Met Standard
Achievement in Reading/ELA	Distinction Earned
Achievement in Mathematics	Distinction Earned
Top 25% Student Progress	Distinction Earned
Top 25% Closing Performance Gap	Distinction Earned

Clear Spring Elementary	Met Standard
Coker Elementary	Met Standard
Achievement in Reading/ELA	Distinction Earned
Colonial Hills Elementary	Met Standard
Achievement in Science	Distinction Earned
Dellview Elementary	Met Standard
Achievement in Mathematics	Distinction Earned
Achievement in Science	Distinction Earned
Postsecondary Readiness	Distinction Earned
Driscoll Middle	Met Standard
East Terrell Hills Elementary	Met Standard
Eisenhower Middle	Met Standard
Achievement in Mathematics	Distinction Earned
Achievement in Social Studies	Distinction Earned
El Dorado Elementary	Met Standard
Encino Park Elementary	Met Standard
Achievement in Science	Distinction Earned
Top 25% Closing Performance Gap	Distinction Earned
Postsecondary Readiness	Distinction Earned
Fox Run Elementary	Met Standard
Achievement in Reading/ELA	Distinction Earned
Achievement in Mathematics	Distinction Earned
Top 25% Student Progress	Distinction Earned
Garner Middle	Met Standard
Achievement in Reading/ELA	Distinction Earned
Achievement in Science	Distinction Earned
Top 25% Student Progress	Distinction Earned
Postsecondary Readiness	Distinction Earned
Hardy Oak Elementary	Met Standard
Achievement in Mathematics	Distinction Earned
Achievement in Science	Distinction Earned
Top 25% Student Progress	Distinction Earned
Postsecondary Readiness	Distinction Earned
Harmony Hills Elementary	Met Standard
Harris Middle	Met Standard
Achievement in Social Studies	Distinction Earned
Hidden Forest Elementary	Met Standard
Achievement in Mathematics	Distinction Earned
Homebased Comp Ed	Not Rated
Homebound	Not Rated
Huebner Elementary	Met Standard
Achievement in Reading/ELA	Distinction Earned
Postsecondary Readiness	Distinction Earned
International School of America	Met Standard
Achievement in Reading/ELA	Distinction Earned
Achievement in Mathematics	Distinction Earned
Achievement in Science	Distinction Earned
Achievement in Social Studies	Distinction Earned
Top 25% Closing Performance Gap	Distinction Earned
Postsecondary Readiness	Distinction Earned
Jackson Middle	Met Standard
Achievement in Reading/ELA	Distinction Earned
Achievement in Social Studies	Distinction Earned
Jackson-Keller Elementary	Met Standard
Achievement in Science	Distinction Earned
Johnson High School	Met Standard
Achievement in Science	Distinction Earned
Achievement in Social Studies	Distinction Earned
Top 25% Closing Performance Gap	Distinction Earned
Krueger Middle	Met Standard
Achievement in Reading/ELA	Distinction Earned
Achievement in Mathematics	Distinction Earned
Achievement in Science	Distinction Earned
Achievement in Social Studies	Distinction Earned
Top 25% Student Progress	Distinction Earned
Postsecondary Readiness	Distinction Earned
Larkspur Elementary	Met Standard

...North East ISD continued

Based on Data from the 2013-2014 School Year

updated August 2014



Northside ISD continued...

Glass Elementary	Met Standard	Leon Springs Elementary	Met Standard	Ott Elementary	Met Standard
Achievement in Reading/ELA	Distinction Earned	Achievement in Reading/ELA	Distinction Earned	Passmore Elementary	Met Standard
Achievement in Science	Distinction Earned	Achievement in Science	Distinction Earned	Pease Middle	Met Standard
Top 25% Closing Performance Gap	Distinction Earned	Postsecondary Readiness	Distinction Earned	Achievement in Reading/ELA	Distinction Earned
Postsecondary Readiness	Distinction Earned	Leon Valley Elementary	Met Standard	Achievement in Social Studies	Distinction Earned
Glenn Elementary	Met Standard	Achievement in Reading/ELA	Distinction Earned	Top 25% Closing Performance Gap	Distinction Earned
Achievement in Reading/ELA	Distinction Earned	Top 25% Student Progress	Distinction Earned	Powell Elementary	Met Standard
Top 25% Closing Performance Gap	Distinction Earned	Top 25% Closing Performance Gap	Distinction Earned	Achievement in Reading/ELA	Distinction Earned
Postsecondary Readiness	Distinction Earned	Lewis Elementary	Met Standard	Postsecondary Readiness	Distinction Earned
Glenoaks Elementary	Met Standard	Achievement in Reading/ELA	Distinction Earned	Pupil Personnel Campus	Not Rated
Top 25% Student Progress	Distinction Earned	Achievement in Mathematics	Distinction Earned	Raba Elementary	Met Standard
Hatchett Elementary	Met Standard	Achievement in Science	Distinction Earned	Achievement in Mathematics	Distinction Earned
Top 25% Closing Performance Gap	Distinction Earned	Lieck Elementary	Met Standard	Top 25% Student Progress	Distinction Earned
Postsecondary Readiness	Distinction Earned	Achievement in Mathematics	Distinction Earned	Top 25% Closing Performance Gap	Distinction Earned
Health Careers High School	Met Standard	Top 25% Student Progress	Distinction Earned	Rawlinson Middle	Met Standard
Achievement in Reading/ELA	Distinction Earned	Top 25% Closing Performance Gap	Distinction Earned	Achievement in Mathematics	Distinction Earned
Achievement in Mathematics	Distinction Earned	Postsecondary Readiness	Distinction Earned	Top 25% Student Progress	Distinction Earned
Achievement in Science	Distinction Earned	Linton Elementary	Met Standard	Top 25% Closing Performance Gap	Distinction Earned
Achievement in Social Studies	Distinction Earned	Achievement in Reading/ELA	Distinction Earned	Postsecondary Readiness	Distinction Earned
Top 25% Closing Performance Gap	Distinction Earned	Achievement in Mathematics	Distinction Earned	Rayburn Middle	Met Standard
Postsecondary Readiness	Distinction Earned	Achievement in Science	Distinction Earned	Reddix Center	Not Rated
Helotes Elementary	Met Standard	Top 25% Closing Performance Gap	Distinction Earned	Rhodes Elementary	Met Standard
Henderson Elementary	Met Standard	Postsecondary Readiness	Distinction Earned	Ross Middle	Met Standard
Achievement in Reading/ELA	Distinction Earned	Locke Hill Elementary	Met Standard	Achievement in Social Studies	Distinction Earned
Achievement in Mathematics	Distinction Earned	Los Reyes Elementary	Met Standard	Rudder Middle	Met Standard
Top 25% Student Progress	Distinction Earned	Achievement in Reading/ELA	Distinction Earned	Achievement in Social Studies	Distinction Earned
Hobby Middle	Met Standard	Top 25% Student Progress	Distinction Earned	Top 25% Closing Performance Gap	Distinction Earned
Top 25% Student Progress	Distinction Earned	Postsecondary Readiness	Distinction Earned	Scarborough Elementary	Met Standard
Top 25% Closing Performance Gap	Distinction Earned	Luna Middle	Met Standard	Achievement in Reading/ELA	Distinction Earned
Postsecondary Readiness	Distinction Earned	Top 25% Closing Performance Gap	Distinction Earned	Top 25% Student Progress	Distinction Earned
Hoffmann Elementary	Met Standard	Marshall High School	Met Standard	Top 25% Closing Performance Gap	Distinction Earned
Achievement in Science	Distinction Earned	Top 25% Closing Performance Gap	Distinction Earned	Postsecondary Readiness	Distinction Earned
Top 25% Closing Performance Gap	Distinction Earned	Postsecondary Readiness	Distinction Earned	Scobee Elementary	Met Standard
Postsecondary Readiness	Distinction Earned	Martin Elementary	Met Standard	Achievement in Reading/ELA	Distinction Earned
Holmes High School	Met Standard	May Elementary	Met Standard	Achievement in Mathematics	Distinction Earned
Top 25% Closing Performance Gap	Distinction Earned	McAndrew Elementary	Met Standard	Top 25% Closing Performance Gap	Distinction Earned
Holmgreen Center	Not Rated	Achievement in Mathematics	Distinction Earned	Postsecondary Readiness	Distinction Earned
Howsman Elementary	Met Standard	Top 25% Student Progress	Distinction Earned	Steubing Elementary	Met Standard
Achievement in Mathematics	Distinction Earned	Postsecondary Readiness	Distinction Earned	Achievement in Mathematics	Distinction Earned
Top 25% Student Progress	Distinction Earned	McDermott Elementary	Met Standard	Top 25% Student Progress	Distinction Earned
Hull Elementary	Met Standard	Achievement in Reading/ELA	Distinction Earned	Top 25% Closing Performance Gap	Distinction Earned
Achievement in Reading/ELA	Distinction Earned	Postsecondary Readiness	Distinction Earned	Postsecondary Readiness	Distinction Earned
Top 25% Closing Performance Gap	Distinction Earned	Mead Elementary	Met Standard	Stevens High School	Met Standard
Postsecondary Readiness	Distinction Earned	Achievement in Science	Distinction Earned	Stevenson Middle	Met Standard
Jay High School	Met Standard	Meadow Village Elementary	Met Standard	Top 25% Student Progress	Distinction Earned
Achievement in Reading/ELA	Distinction Earned	Michael Elementary	Met Standard	Stinson Middle	Met Standard
Achievement in Mathematics	Distinction Earned	Top 25% Closing Performance Gap	Distinction Earned	Taft High School	Met Standard
Achievement in Science	Distinction Earned	Mireles Elementary	Met Standard	Achievement in Reading/ELA	Distinction Earned
Postsecondary Readiness	Distinction Earned	Achievement in Mathematics	Distinction Earned	Achievement in Social Studies	Distinction Earned
Jefferson Middle	Met Standard	Achievement in Science	Distinction Earned	Top 25% Closing Performance Gap	Distinction Earned
Top 25% Closing Performance Gap	Distinction Earned	Top 25% Closing Performance Gap	Distinction Earned	Postsecondary Readiness	Distinction Earned
Jones Middle	Improvement Required	Murnin Elementary	Met Standard	Thornton Elementary	Met Standard
Jordan Middle	Met Standard	Achievement in Reading/ELA	Distinction Earned	Timberwilde Elementary	Met Standard
Achievement in Reading/ELA	Distinction Earned	Top 25% Student Progress	Distinction Earned	Achievement in Reading/ELA	Distinction Earned
Top 25% Student Progress	Distinction Earned	Myers Elementary	Met Standard	Vale Middle	Met Standard
Top 25% Closing Performance Gap	Distinction Earned	Neff Middle	Met Standard	Achievement in Mathematics	Distinction Earned
Knowlton Elementary	Met Standard	Top 25% Closing Performance Gap	Distinction Earned	Valley Hi Elementary	Met Standard
Achievement in Mathematics	Distinction Earned	Nichols Elementary	Met Standard	Villarreal Elementary	Met Standard
Top 25% Closing Performance Gap	Distinction Earned	Top 25% Closing Performance Gap	Distinction Earned	Wanke Elementary	Met Standard
Krueger Elementary	Met Standard	NISD Bexar County JJA	Not Rated	Ward Elementary	Met Standard
Top 25% Student Progress	Distinction Earned	Northwest Crossing Elementary	Met Standard	Top 25% Closing Performance Gap	Distinction Earned
Top 25% Closing Performance Gap	Distinction Earned	Achievement in Mathematics	Distinction Earned	Postsecondary Readiness	Distinction Earned
Postsecondary Readiness	Distinction Earned	Top 25% Student Progress	Distinction Earned	Warren High School	Met Standard
Kuentz Elementary	Met Standard	Top 25% Closing Performance Gap	Distinction Earned	Top 25% Closing Performance Gap	Distinction Earned
Langley Elementary	Met Standard	O'Connor High School	Met Standard	Postsecondary Readiness	Distinction Earned
Top 25% Closing Performance Gap	Distinction Earned	Oak Hills Terrace Elementary	Met Standard	Westwood Terrace Elementary	Met Standard
				Zachry Middle	Met Standard
				Top 25% Closing Performance Gap	Distinction Earned

Information deemed reliable, but not guaranteed.





Based on Data from the 2013-2014 School Year

updated August 2014

RANDOLPH FIELD ISD

www.Randolph-Field.K12.Tx.us

<i>CAMPUS</i>	<i>RATING</i>
Randolph Elementary	Met Standard
Top 25% Closing Performance Gap	Distinction Earned
Randolph Middle	Met Standard
Top 25% Progress Achievement	Distinction Earned
Top 25% Closing Performance Gap	Distinction Earned
Randolph High School	Met Standard
Achievement in Reading/ELA	Distinction Earned
Achievement in Mathematics	Distinction Earned
Achievement in Science	Distinction Earned
Achievement in Social Studies	Distinction Earned
Top 25% Closing Performance Gap	Distinction Earned

SAN ANTONIO ISD

www.saisd.net

<i>CAMPUS</i>	<i>RATING</i>
Agnes Cotton Elementary	Met Standard
Arnold Elementary	Met Standard
Achievement in Mathematics	Distinction Earned
Top 25% Closing Performance Gap	Distinction Earned
Postsecondary Readiness	Distinction Earned
Austin Academy	Met Standard
Achievement in Reading/ELA	Distinction Earned
Achievement in Social Studies	Distinction Earned
Top 25% Closing Performance Gap	Distinction Earned
Baskin Elementary	Met Standard
Achievement in Reading/ELA	Distinction Earned
Achievement in Mathematics	Distinction Earned
Achievement in Science	Distinction Earned
Top 25% Student Progress	Distinction Earned
Top 25% Closing Performance Gap	Distinction Earned
Postsecondary Readiness	Distinction Earned
Beacon Hill Elementary	Met Standard
Achievement in Reading/ELA	Distinction Earned
Top 25 Percent Student Progress	Distinction Earned
Bonham Academy	Met Standard
Achievement in Reading/ELA	Distinction Earned
Achievement in Mathematics	Distinction Earned
Achievement in Science	Distinction Earned
Top 25% Student Progress	Distinction Earned
Bowden Elementary	Met Standard
Achievement in Reading/ELA	Distinction Earned
Brackenridge High School	Met Standard
Brewer Elementary	Improvement Required
Briscoe Elementary	Met Standard
Achievement in Reading/ELA	Distinction Earned
Burbank High School	Met Standard
Achievement in Reading/ELA	Distinction Earned
Achievement in Science	Distinction Earned
Postsecondary Readiness	Distinction Earned
Cameron Elementary	Met Standard
Achievement in Reading/ELA	Distinction Earned
Top 25% Student Progress	Distinction Earned
Top 25% Closing Performance Gap	Distinction Earned
Postsecondary Readiness	Distinction Earned
Carroll Early Childhood	Met Standard
Carvajal Early Childhood	Met Standard
Charles C Ball Elementary	Met Standard
Charles Graebner Elementary	Met Standard
Achievement in Mathematics	Distinction Earned
Children's Shelter of San Antonio	Not Rated
Christus Santa Rosa	Not Rated

Collins Garden Elementary	Met Standard
Achievement in Reading/ELA	Distinction Earned
Achievement in Science	Distinction Earned
Top 25% Closing Performance Gap	Distinction Earned
Connell Middle	Improvement Required
Cooper Academy	Not Rated
David Barkley/Francisco Ruiz Elem	Met Standard
Achievement in Reading/ELA	Distinction Earned
Achievement in Mathematics	Distinction Earned
Top 25% Closing Performance Gap	Distinction Earned
David Crockett Elementary	Improvement Required
Davis Middle	Improvement Required
De Zavala Elementary	Met Standard
Top 25% Student Progress	Distinction Earned
Dorie Miller Elementary	Improvement Required
Douglass Elementary	Met Standard
Achievement in Reading/ELA	Distinction Earned
Top 25% Student Progress	Distinction Earned
Edison High School	Met Standard
Achievement in Social Studies	Distinction Earned
Eloise Japhet Elementary	Met Standard
Achievement in Mathematics	Distinction Earned
Achievement in Science	Distinction Earned
Fenwick Elementary	Met Standard
Achievement in Reading/ELA	Distinction Earned
Top 25% Student Progress	Distinction Earned
Foster Elementary	Met Standard
Achievement in Reading/ELA	Distinction Earned
Achievement in Mathematics	Distinction Earned
Top 25% Student Progress	Distinction Earned
Postsecondary Readiness	Distinction Earned
Fox Technical High School	Met Standard
Achievement in Science	Distinction Earned
Achievement in Social Studies	Distinction Earned
Franklin Elementary	Met Standard
Achievement in Reading/ELA	Distinction Earned
Gates Elementary	Improvement Required
George E Kelly Elementary	Met Standard
Achievement in Science	Distinction Earned
Postsecondary Readiness	Distinction Earned
Harris Middle	Met Standard
Hawthorne PK-8 Academy	Met Standard
Top 25 Percent Student Progress	Distinction Earned
Healy Murphy PK	Met Standard
Healy Murphy	Met Alternative Standard
Herff Elementary	Met Standard
Achievement in Mathematics	Distinction Earned
Top 25% Student Progress	Distinction Earned
Highland Hills Elementary	Met Standard
Achievement in Reading/ELA	Distinction Earned
Achievement in Mathematics	Distinction Earned
Achievement in Science	Distinction Earned
Top 25% Student Progress	Distinction Earned
Top 25% Closing Performance Gap	Distinction Earned
Postsecondary Readiness	Distinction Earned
Highland Park Elementary	Met Standard
Highlands High School	Improvement Required
Hillcrest Elementary	Improvement Required
Hirsch Elementary	Met Standard
Achievement in Reading/ELA	Distinction Earned
Achievement in Science	Distinction Earned
Houston High School	Improvement Required
Huppertz Elementary	Met Standard
Achievement in Reading/ELA	Distinction Earned
Achievement in Mathematics	Distinction Earned
Achievement in Science	Distinction Earned
Top 25% Closing Performance Gap	Distinction Earned
Postsecondary Readiness	Distinction Earned
Irving Middle	Improvement Required

JT Brackenridge Elementary	Met Standard
Achievement in Reading/ELA	Distinction Earned
Jefferson High School	Met Standard
JJA	Not Rated
Juvenile Detention Center	Not Rated
Knox Early Childhood	Met Standard
Lamar Elementary	Met Standard
Achievement in Reading/ELA	Distinction Earned
Achievement in Mathematics	Distinction Earned
Top 25% Student Progress	Distinction Earned
Top 25% Closing Performance Gap	Distinction Earned
Postsecondary Readiness	Distinction Earned
Lanier High School	Improvement Required
Longfellow Middle	Met Standard
Achievement in Social Studies	Distinction Earned
Lowell Middle	Met Standard
Achievement in Mathematics	Distinction Earned
Top 25 Percent Student Progress	Distinction Earned
M L King Academy	Met Standard
Madison Elementary	Met Standard
Achievement in Reading/ELA	Distinction Earned
Achievement in Mathematics	Distinction Earned
Postsecondary Readiness	Distinction Earned
Margil Elementary	Met Standard
Maverick Elementary	Met Standard
Achievement in Science	Distinction Earned
Mission Academy	Met Standard
Achievement in Social Studies	Distinction Earned
Top 25 Percent Student Progress	Distinction Earned
Muriel Forbes Elementary	Met Standard
Achievement in Science	Distinction Earned
Postsecondary Readiness	Distinction Earned
Navarro Academy	Met Alternative Standard
Neal Elementary	Met Standard
Nelson Elementary	Met Standard
Ogden Elementary	Improvement Required
P F Stewart Elementary	Improvement Required
Page Middle	Improvement Required
Pershing Elementary	Met Standard
Achievement in Science	Distinction Earned
Top 25% Closing Performance Gap	Distinction Earned
Postsecondary Readiness	Distinction Earned
Pickett Academy	Met Alternative Standard
Poe Middle	Met Standard
Rhodes Middle	Met Standard
Achievement in Science	Distinction Earned
Riverside Park Elementary	Met Standard
Achievement in Science	Distinction Earned
Robert B Green Elementary	Met Standard
Achievement in Reading/ELA	Distinction Earned
Achievement in Mathematics	Distinction Earned
Achievement in Science	Distinction Earned
Rodriguez Elementary	Improvement Required
Rogers Elementary	Met Standard
Rogers Middle	Improvement Required
Roy Maas Youth Alternatives/The BR	Not Rated
Sarah S Kink Elementary	Met Standard
Top 25% Closing Performance Gap	Distinction Earned
Postsecondary Readiness	Distinction Earned
Schenck Elementary	Met Standard
Achievement in Reading/ELA	Distinction Earned
Top 25% Student Progress	Distinction Earned
Seidel Learning Center	Not Rated
Smith Elementary	Met Standard
Achievement in Mathematics	Distinction Earned
Achievement in Science	Distinction Earned
Top 25% Student Progress	Distinction Earned

...San Antonio ISD continued

San Antonio ISD continued...

Steele Elementary	Met Standard
Achievement in Science	Distinction Earned
Postsecondary Readiness	Distinction Earned
Storm Elementary	Met Standard
Tafolla Middle	Improvement Required
Travis Early College High School	Met Standard
Achievement in Reading/ELA	Distinction Earned
Achievement in Mathematics	Distinction Earned
Achievement in Science	Distinction Earned
Achievement in Social Studies	Distinction Earned
Top 25% Closing Performance Gap	Distinction Earned
Postsecondary Readiness	Distinction Earned
Twain Middle	Met Standard
Tynan Early Childhood	Met Standard
W W White Elementary	Improvement Required
Washington Elementary	Met Standard
Achievement in Mathematics	Distinction Earned
Achievement in Science	Distinction Earned
Postsecondary Readiness	Distinction Earned
Wheatley Middle	Met Standard
Whittier Middle	Met Standard
Achievement in Reading/ELA	Distinction Earned
Achievement in Mathematics	Distinction Earned
Wilson Elementary	Met Standard
Woodlawn Elementary	Met Standard
Woodlawn Hills Elementary	Met Standard
Young Women's Leadership Acad	Met Standard
Achievement in Reading/ELA	Distinction Earned
Achievement in Mathematics	Distinction Earned
Achievement in Science	Distinction Earned
Achievement in Social Studies	Distinction Earned
Top 25% Closing Performance Gap	Distinction Earned
Postsecondary Readiness	Distinction Earned

SCHERTZ-CIBOLO-UNIVERSAL CITY ISD
www.scuc.txed.net

CAMPUS	RATING
Allison Steele Enhanced Learning Ctr	Met Alt-Standard
Barbara Jordan Intermediate	Met Standard
Top 25% Student Progress	Distinction Earned
Byron P Steele II High School	Met Standard
Dobie Junior High	Met Standard
Top 25% Closing Performance Gap	Distinction Earned
Elaine S Schlather Intermediate	Met Standard
Top 25% Student Progress	Distinction Earned
Green Valley Elementary	Met Standard
John A Sippel Elementary	Met Standard
Laura Ingalls Wilder Intermediate	Met Standard
Achievement in Reading/ELA	Distinction Earned
Top 25% Student Progress	Distinction Earned
Norma J Paschal Elementary	Met Standard
Ray D Corbett Junior High	Met Standard
Rose Garden Elementary	Met Standard
Achievement in Mathematics	Distinction Earned
Samuel Clemens High School	Met Standard
Schertz Elementary	Met Standard
Watts Elementary	Met Standard
Achievement in Mathematics	Distinction Earned
Wiederstein Elementary	Met Standard
Top 25% Closing Performance Gap	Distinction Earned

SEGUIN ISD
www.seguin.k12.tx.us

CAMPUS	RATING
Ball Early Childhood Center	Met Standard
Briesemeister Middle School	Met Standard
Jefferson Ave Elementary	Met Standard

Jim Barnes Middle School	Met Standard
Achievement in Reading/ELA	Distinction Earned
Joe F Saegert Sixth Grade Ctr	Improvement Required
Juvenile Detention Center	Not Rated
Koenneke Elementary	Met Standard
Achievement in Science	Distinction Earned
Lizzie M Burges Alternative School	Not Rated
McQueeney Elementary	Met Standard
Mercer & Blumberg Learning Ctr	Met Alt-Standard
Oralia R Rodriguez Elementary	Met Standard
Achievement in Reading/ELA	Distinction Earned
Achievement in Science	Distinction Earned
Top 25% Closing Performance Gap	Distinction Earned
Patlan Elementary	Met Standard
Seguin High School	Met Standard
Achievement in Reading/ELA	Distinction Earned
Postsecondary Readiness	Distinction Earned
Vogel Elementary	Met Standard
Weinert Elementary	Met Standard

SOMERSET ISD
sisdtx.sharpschool.com

CAMPUS	RATING
S/Sgt Michale P Barrera Veterans Elem	Met Standard
Achievement in Mathematics	Distinction Earned
Savanna Heights Intermediate	Met Standard
Achievement in Reading/ELA	Distinction Earned
Top 25% Student Progress	Distinction Earned
Somerset Early Childhood Elem	Met Standard
Somerset Elementary	Met Standard
Achievement in Mathematics	Distinction Earned
Top 25% Student Progress	Distinction Earned
Somerset High School	Met Standard
Somerset Junior High	Met Standard

SOUTH SAN ANTONIO ISD
www.southsanisd.net

CAMPUS	RATING
Abraham Kazen Middle	Met Standard
Alan B Shepard Middle	Met Standard
Achievement in Reading/ELA	Distinction Earned
Top 25% Closing Performance Gap	Distinction Earned
Alternative School	Not Rated
Athens Elementary	Met Standard
Achievement in Reading/ELA	Distinction Earned
Top 25% Student Progress	Distinction Earned
Top 25% Closing Performance Gap	Distinction Earned
Dwight Middle	Improvement Required
Five Palms Elementary	Met Standard
Top 25 Percent Student Progress	Distinction Earned
Frank Madla Elementary	Met Standard
Achievement in Reading/ELA	Distinction Earned
Achievement in Mathematics	Distinction Earned
Top 25% Student Progress	Distinction Earned
Top 25% Closing Performance Gap	Distinction Earned
Postsecondary Readiness	Distinction Earned
Hernandez Learning Center	Met Standard
Hutchins Elementary	Met Standard
Kindred Elementary	Met Standard
Miguel Carrillo Jr Elementary	Met Standard
Achievement in Mathematics	Distinction Earned
Achievement in Science	Distinction Earned
Top 25% Student Progress	Distinction Earned
Neil Armstrong Elementary	Improvement Required
Palo Alto Elementary	Met Standard
Top 25% Student Progress	Distinction Earned
Postsecondary Readiness	Distinction Earned

Price Elementary	Met Standard
Achievement in Reading/ELA	Distinction Earned
Achievement in Mathematics	Distinction Earned
Top 25% Closing Performance Gap	Distinction Earned
Robert C Zamora Middle	Met Standard
Achievement in Reading/ELA	Distinction Earned
Top 25% Closing Performance Gap	Distinction Earned
Roy Benavidez Elementary	Met Standard
South San Antonio High School	Met Standard

SOUTHSIDE ISD
www.southsideisd.org


CAMPUS	RATING
Bexar Co JJAEP	Not Rated
Freedom Elementary	Improvement Required
Heritage Elementary	Improvement Required
Juliam C Gallardo Elementary	Met Standard
Julius L Matthey Middle	Met Standard
Losoya Intermediate	Met Standard
Southside Alter Center	Not Rated
Southside High School	Met Standard
W M Pearce Primary	Improvement Required

SOUTHWEST ISD
www.swisd.net

CAMPUS	RATING
Bexar Co JJAEP	Not Rated
Big Country Elementary	Met Standard
Achievement in Reading/ELA	Distinction Earned
Top 25% Student Progress	Distinction Earned
Bob Hope Elementary	Met Standard
Achievement in Mathematics	Distinction Earned
Achievement in Science	Distinction Earned
Top 25% Student Progress	Distinction Earned
Top 25% Closing Performance Gap	Distinction Earned
Postsecondary Readiness	Distinction Earned
Elm Creek Elementary	Met Standard
Achievement in Science	Distinction Earned
Top 25% Closing Performance Gap	Distinction Earned
Francis R Scobee Middle School	Met Standard
Hidden Cove Elementary	Met Standard
Achievement in Mathematics	Distinction Earned
Achievement in Science	Distinction Earned
Top 25% Student Progress	Distinction Earned
Indian Creek Elementary	Met Standard
Kriewald Rd Elementary	Met Standard
Achievement in Reading/ELA	Distinction Earned
Medio Creek Elementary	Met Standard
Achievement in Reading/ELA	Distinction Earned
Achievement in Mathematics	Distinction Earned
Achievement in Science	Distinction Earned
Top 25% Student Progress	Distinction Earned
Top 25% Closing Performance Gap	Distinction Earned
Postsecondary Readiness	Distinction Earned
Ronalk E McNair Middle	Met Standard
Sharon Crista McAuliffe Middle	Met Standard
Sky Harbour Elementary	Met Standard
Met Standard	Met Standard
Southwest Academy	Met Alternative Standard
Southwest Elementary	Met Standard
Top 25% Student Progress	Distinction Earned
Southwest High School	Met Standard
Spicewood Park Elementary	Met Standard
Achievement in Reading/ELA	Distinction Earned
Top 25% Student Progress	Distinction Earned
Sun Valley Elementary	Met Standard
Top 25% Student Progress	Distinction Earned

Information deemed reliable, but not guaranteed.





PRIVATE SCHOOLS AND CHARTER SCHOOLS

Boerne

Hill Country Montessori School
Boerne Ages 18 mths - 12
830/229-5377 www.hcmontessori.org

New Braunfels

Calvary Baptist Academy Grades 1-12
New Braunfels 830/629-0049 www.cbatesax.com
Cross Lutheran School Grades PK-8
New Braunfels 830/625-3969 www.crosslcmcs.org
New Braunfels Christian Academy Grades PK-12
New Braunfels 830/629-6222 www.nbchristianacademy.org
St. Peter & Paul School Grades PK-8
New Braunfels 830/625-4531 www.sppnb.org

San Antonio

Alamo City Christian Academy Grades K-12
San Antonio 210/590-0488
Antioch Christian Academy ungraded
San Antonio 210/222-0159
Antonian College Preparatory Grades 9-12
San Antonio 210/344-9265 www.antonian.org
Atonement Academy ungraded
San Antonio 210/695-2240 www.atonementonline.com
Blessed Sacrament School Grades K-8
San Antonio 210/824-3381
Buckner Fanning Christian School Grades PK3-8
San Antonio 210/402-6905 www.bucknerfanningschool.org
Castle Hills First Baptist School K-12
San Antonio 210/377-8485 www.chfbc.org/school
Central At-Large Grades K-12
San Antonio 210/648-7861
Central Catholic High School Grades 9-12
San Antonio 210/225-6794 www.cchs-satx.org
Child Montessori Grades PK-5
San Antonio (210) 493-6550 www.childmontessori.org
Children's House & Montessori Grades PK-5
San Antonio 210/436-4539
Christian Academy San Antonio Grades PK-12
San Antonio 210/436-2277 www.christianacademysa.org

Christian Heritage Schools Grades PK-12
San Antonio 210/496-1644 www.chs-kids.com
City Church Academy Grades 1-11
San Antonio 210/614-4400
Colonial Hills United Methodist School Grades PK-K
San Antonio 210/349-1092 www.colonialhills.info
Concordia Lutheran School Grades PK-8
San Antonio 210/479-1477 www.clssatx.com
Cornerstone Christian School Grades PK-12
San Antonio 210/979-9203 www.sa-ccs.org
Covenant Classical Christian School Grades PK-9
San Antonio 210/680-8187
Eisenhauer Rd Baptist School Grades PK-6
San Antonio 210/655-6831 www.ercbsa.org
Eleanor Kolitz Academy Grades K-8
San Antonio 210/302-6900 www.eka-sa.org
Ewing Education Center ungraded
San Antonio 210/732-7550
Fortress Christian Academy Grades PK-7
San Antonio 210/523-5945
Gateway Christian School Grades K-12
San Antonio 210/674-5703 www.gw-school.org
Good Shepherd Lutheran Day Grades PK-K
San Antonio 210/333-0461 www.goodshepherdlutheran.com
Healy Murphy Center Grades PK-12
San Antonio 210/223-2944 www.healymurphy.org
Highland Hills Baptist School Grades PK-5
San Antonio 210/534-7441
Holy Cross High School Grades 6-12
San Antonio 210/433-9395 www.holycross-sa.com
Holy Name Catholic School Grades PK-8
San Antonio 210/333-7356 www.holynamea.org
Holy Rosary School Grades PK-6
San Antonio 210/433-4312 www.holyrosarysa.org
Holy Spirit Catholic School Grades PK-8
San Antonio 210/349-1169 www.hscssa.org
Incarnate Word High School Grades 9-12
San Antonio 210/829-3105 www.incarnatewordhs.org
International Christian School Grades PK-7
San Antonio 210/434-6428
Keystone School Grades K-12
San Antonio 210/735-4022 www.keystoneschool.org

Kriterion Montessori School ungraded
San Antonio 210/735-9778 www.kriterion.com
Lakeview Baptist School Grades K-8
San Antonio 210/434-5944
Little Flower School Grades PK-8
San Antonio 210/732-9207 www.littleflowerschool.net
Lutheran High School of San Antonio Grades 9-12
San Antonio 210/694-4962 www.lhssa.org
Mac Arthur Park Lutheran School Grades PK-K
San Antonio 210/822-5374 www.macparkelca.org
Maranatha Adventist School Grades K-8
San Antonio 210/333-8861 <http://maranathasdaschool.netadvent.org>
Montessori School School of San Antonio ungraded
San Antonio 210/492-3553 www.montessorisa.org
Mount Sacred Heart School Grades PK-8
San Antonio 210/342-6711 www.mountsacredheart.com
New Life Christian Academy Grades PK-12
San Antonio 210/679-6001 www.newlifeca.org
Northwest Hills Christian School Grades PK-8
San Antonio 210/522-1102 nwhcs.org
Omega School Grades 6-12
San Antonio 210/922-0132
Our Lady of Peace Catholic School Grades PK-8
San Antonio 210/224-2450
Our Savior Lutheran School Grades K-8
San Antonio 210/696-2716 www.osl-sa.org
Palm Heights Baptist School Grades PK-7
San Antonio 210/923-8600
Pilgrim Congregational School Grades PK-K
San Antonio 210/344-4579
Providence High School for Young Women Grades 6-12
San Antonio 210/224-6651 www.providencehs.net
Rainbow Hills Baptist School Grades PK-12
San Antonio 210/674-0490 www.rainbowhillsschool.net
Redeemer Lutheran School Grades K-8
San Antonio 210/735-9903 www.redeemersatx.com
River City Believers Academy Grades K-12
San Antonio 210/656-7703 www.rcbaonline.com
River City Christian School Grades 1-12
San Antonio 210/384-0297 www.rivercitychristianschool.com

Rolling Hills Academy

San Antonio Grades PK-8
210/497-0323 www.rollinghillscatholic.org

Royal Point Academy

San Antonio Grades K-6
210/674-5310 www.royalpointacademy.com

San Antonio Academy of Texas

San Antonio Grades PK-8
210/733-7331 www.sa-academy.org

San Antonio Christian Schools

San Antonio Grades PK-12
210/340-1864 www.sachristianschools.org

San Antonio Junior Academy

San Antonio Grades K-8
210/655-5811

Scenic Hills SDA Christian School

San Antonio Grades K-8
210/523-2312 www.scenichillsschool.org

Sendero Christian Academy

San Antonio Grades PK-12
210/543-7218

Shepherd of the Hills

San Antonio Grades PK-8
210/614-3741 www.shlutheran.org

St. Andrew's Weekday School & Great Beginnings

San Antonio Grades PK-2
210/824-8737 www.standrewsumcschool.org

St. Anthony Catholic High School

San Antonio Grades 9-12
210/832-5600 www.sachs.org

St. Anthony Catholic School

San Antonio Grades PK-8
210/732-8801 www.stanthonyasa.org

St. Benedict Catholic School

San Antonio Grades PK-8
210/648-1611

St. Cecilia School

San Antonio Grades PK-8
210/534-2711 www.sacatholicsschools.org

St. Davids Episcopal School

San Antonio Grades PK-K
210/824-2481 www.saintdavids.net

St. Francis Academy

San Antonio Grades 9-12
210/923-1421

St. George Episcopal School

San Antonio Grades PK-8
210/342-4263 www.saintgeorgeschool.org

St. Gerard Catholic High School

San Antonio Grades 9-12
210/533-8061 www.stgerardsa.org

St. Gregory the Great School

San Antonio Grades PK-8
210/342-0281 www.stgregorys.net

St. James the Apostle School

San Antonio Grades PK-8
210/924-1201 www.stjamescatholicsschool.org

St. John Berchmans School

San Antonio Grades PK-8
210/433-0411 www.sjbschool-sa.com

St. John Bosco School

San Antonio Grades PK-8
210/432-8011 www.stjohnbosco-satx.org

St. Leo the Great Catholic School

San Antonio Grades PK-8
210/532-3166 www.stleothegreatschool.net

St. Luke Catholic School

San Antonio Grades PK-8
210/434-2011 www.stlukecatholic.org

St. Luke's Episcopal School

San Antonio Grades PK-8
210/826-0664 www.sles-sa.org

St. Margaret Mary School

San Antonio Grades PK-8
210/534-6137 www.stmmcs.org

St. Martin Hall

San Antonio Grades PK-8
210/431-3982

St. Mary Magdalen Catholic School

San Antonio Grades 1-8
210/735-1381 www.stmmsa.org

St. Mary's Hall Lower School

San Antonio Grades PK-5
210/483-9267 www.smhall.org

St. Mary's Hall Middle School

San Antonio Grades 6-8
210/483-9255 www.smhall.org

St. Mary's Hall Upper School

San Antonio Grades 9-12
210/483-9219 www.smhall.org

St. Marys School Riverwalk

San Antonio Grades PK-8
210/223-8581

St. Matthew School

San Antonio Grades PK-8
210/478-5099 www.smcssa.org

St. Paul Catholic School

San Antonio Grades K-8
210/732-2741 www.stpaulroyals.org

St. Peter Prince of Apostles

San Antonio Grades PK-8
210/824-3171 www.stpeterprince.org

St. Philip of Jesus School

San Antonio Grades 1-8
210/222-2872 www.spjsa.weebly.com

St. Pius X Elementary School

San Antonio Grades PK-8
210/824-6431 www.stpiusxsaschool.org

St. Thomas Episcopal School

San Antonio Grades PK-5
210/494-3509 www.stthomaskids.com

St. Thomas More Catholic School

San Antonio Grades K-8
210/655-2882 www.st-thomas-more-school.org

Sunnybrook Christian Academy

San Antonio Grades PK-12
210/674-8000 www.sunnybrooklions.com

Sunshine Cottage School for Deaf

San Antonio Grades PK-12
210/824-0579 www.sunshinecottage.org

The Circle School

San Antonio Grades PK-K
210/822-0461 www.thecircleschool.org

San Antonio Country Day Montessori School

San Antonio Grades PK-5
210/496-6033 www.countrydayschool.net

TMI-The Episcopal School of TX

San Antonio Grades 6-12
210/698-7171 www.tmi-sa.com/school

Town East Christian School

San Antonio Grades K-12
210/648-2601 www.teeagles.org

Trinity Christian Academy

San Antonio Grades PK-12
210/653-0003 www.trinitychristianacademy-sa.com

Trinity United Methodist School

San Antonio Grades PK-5
210/684-5214 www.trinityums.org

University Baptist WEE School

San Antonio Grade K
(210) 699-1070 www.ubcsa.org/WEESchool

Valley Hi Nazarene Christian School

San Antonio Grades PK-7
210/623-4504

Valley-Hi Baptist Academy

San Antonio Grades PK-5
210/674-5300

The Winston School San Antonio

San Antonio Grades K-12
210/615-6544 www.winston-sa.org

Schertz

Our Lady Of Perpetual Help School

Schertz Grades PK-8
210/651-6819 www.olph.org/school.html

Seguin

Lifegate Christian School

Seguin Grades K-12
830/372-0850 www.lcsfalcons.org

Saint James Catholic School

Seguin Grades PK-8
830/379-2878 www.cougars.faithweb.com

Universal City

Dreamland Christian Academy

Universal City Grades PK-K
210/659-4800 www.dreamlandacademy.com

First Baptist Academy Of Universal City

Universal City Grades PK-12
210/658-5331 www.fbauc.com

Information deemed reliable, but not guaranteed.



General School Inquiries and Information

For general information about the requirements of public schools in Texas, you may contact the Office of General Inquiry.

You may contact staff members of this office by phone or e-mail:

- Call the Office directly at (512) 463-9734 during normal business hours.
- Send your inquiry by e-mail to:
generalinquiry@tea.state.tx.us

Spanish speakers are available (se habla español).

TEA: Texas Education Agency
www.tea.state.tx.us

Have a question about general requirements of school districts under the Texas Education Code? Please see the frequently asked questions below:

- **General Questions** – www.tea.state.tx.us/gir/faq/general.html
This section answers questions on general school or education issues.
- **School Board Questions** – www.tea.state.tx.us/gir/faq/schoolboard.html
This section answers questions as they pertain to a local school board, board meetings, board minutes among other issues.
- **School District Questions** – www.tea.state.tx.us/gir/faq/schooldist.html
This section answers questions regarding School District issues dress code, immunizations, absentee policy drug searches and more.
- **Student Questions** – www.tea.state.tx.us/gir/faq/studentquestions.html
This section answers questions pertaining to issues regarding public school students.
- **Teacher Questions** – www.tea.state.tx.us/gir/faq/teacher.html
This section answers questions pertaining to issues of interest to teachers in the public school system
- **Public Information Request** – www.tea.state.tx.us/gir/PublicInfoMain.html

LOCALLY GROWN. LOCALLY COMMITTED.



Independence Title Company is locally owned and operated in Central Texas, with some of the most knowledgeable and successful title professionals in the state. We're the largest independent title agent in Texas,* licensed directly in 22 counties, and are supported by every major underwriter in the U.S. We understand the varied communities in our state, from industrial parks to urban homes to the family ranch. Let us help you with your next transaction - declare your independence!

*Based on the most current statistical reports from the Texas Department of Insurance.

 Independence Title

Explore www.IndependenceTitle.com