

Facts and Trends™

Published Oct. 2007

Location : Zip 34212

Number of Homes For Sale vs. Sold vs. Pended

Price Range: \$0 - No Limit

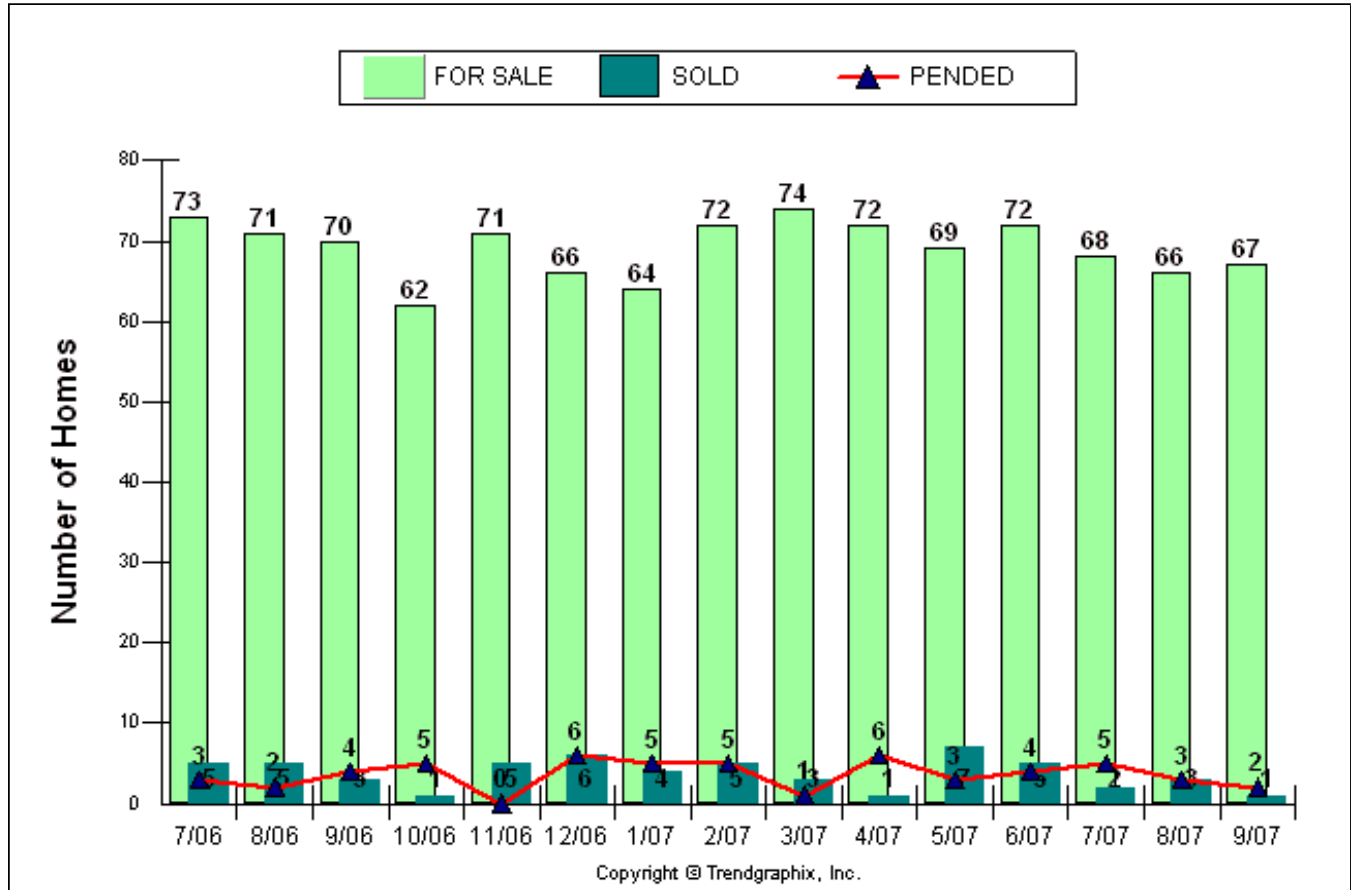
SQFT Range: 2700 - 3199

Single Family Homes



Greater Manatee

Prepared for you by: Lou Sansevero, PA



Date	7/06	8/06	9/06	10/06	11/06	12/06	1/07	2/07	3/07	4/07	5/07	6/07	7/07	8/07	9/07
For Sale	73	71	70	62	71	66	64	72	74	72	69	72	68	66	67
Sold	5	5	3	1	5	6	4	5	3	1	7	5	2	3	1
Pended	3	2	4	5	0	6	5	5	1	6	3	4	5	3	2
Mon of Inv. on Sold	14.6	14.2	23.3	62	14.2	11	16	14.4	24.7	72	9.9	14.4	34	22	67
Mon of Inv. on Pended	24.3	35.5	17.5	12.4	n/a	11	12.8	14.4	74	12	23	18	13.6	22	33.5
Avg. Act Price	688	661	668	648	616	613	623	617	610	593	576	573	568	580	570
Avg. Sld Price	543	476	564	575	506	554	523	603	546	700	491	675	475	516	520
Avg. Sq. Ft. Price	184	161	191	186	174	183	176	203	187	244	170	225	162	171	172
Sold/List Diff. %	91	85	100	105	98	87	97	94	98	88	93	88	99	94	95
Days on Market	54	50	51	188	95	54	181	111	140	128	125	126	250	68	392
Median Price	419	465	569	575	538	473	523	520	579	700	492	630	475	510	520

All reports presented are based on data supplied by the Sarasota Association of Realtors, Manatee Association of Realtors, or their MLSs. Neither the Associations nor their MLSs guarantee or are in anyway responsible for its accuracy. Data maintained by the Associations or their MLS

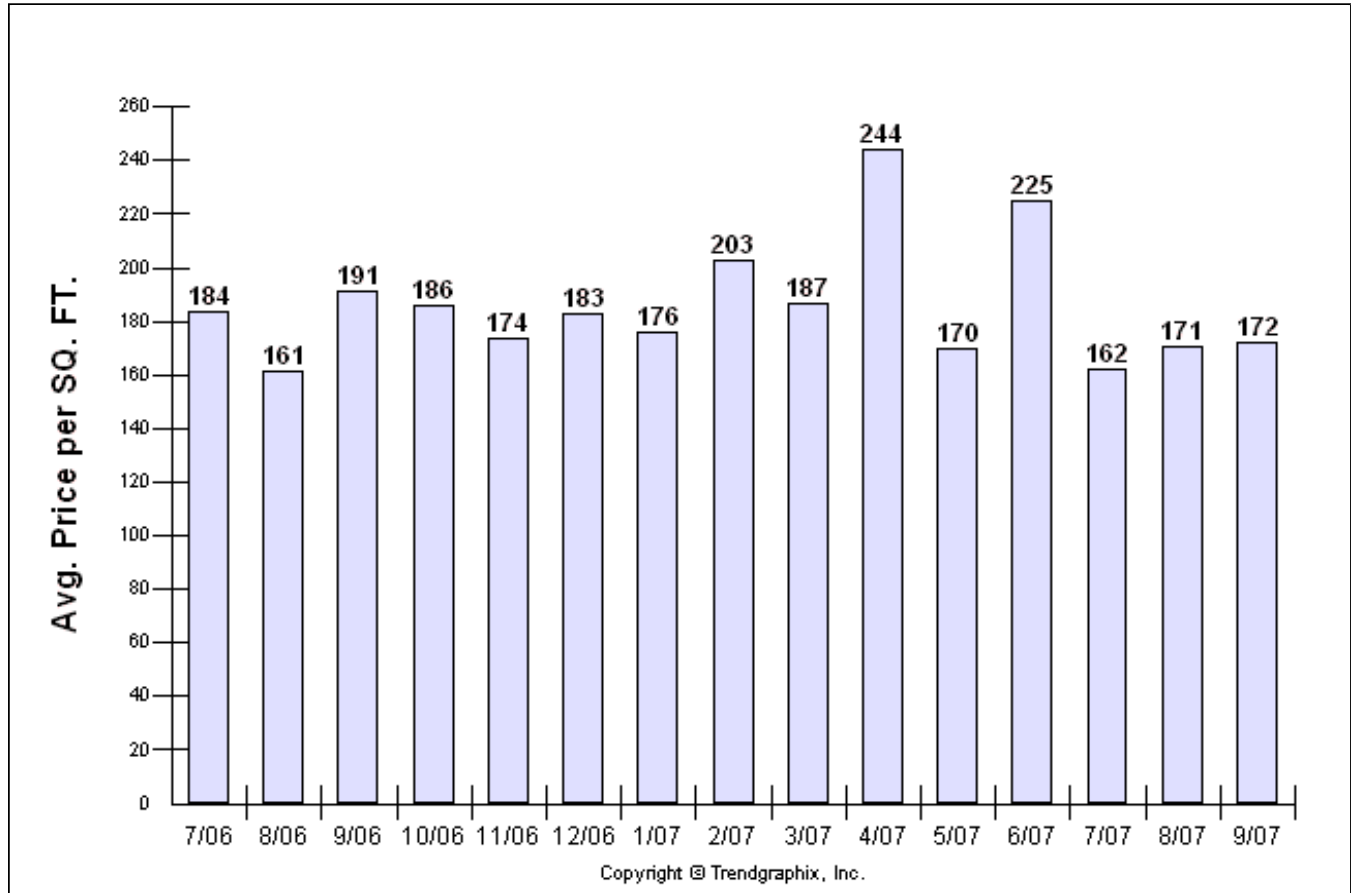
Facts and Trends™

Published Oct. 2007

Location : Zip 34212**Average Home Sold Price per SQFT****Price Range: \$0 - No Limit****SQFT Range: 2700 - 3199****Single Family Homes**

Greater Manatee

Prepared for you by: Lou Sansevero, PA



Date	7/06	8/06	9/06	10/06	11/06	12/06	1/07	2/07	3/07	4/07	5/07	6/07	7/07	8/07	9/07
For Sale	73	71	70	62	71	66	64	72	74	72	69	72	68	66	67
Sold	5	5	3	1	5	6	4	5	3	1	7	5	2	3	1
Pended	3	2	4	5	0	6	5	5	1	6	3	4	5	3	2
Mon of Inv. on Sold	14.6	14.2	23.3	62	14.2	11	16	14.4	24.7	72	9.9	14.4	34	22	67
Mon of Inv. on Pended	24.3	35.5	17.5	12.4	n/a	11	12.8	14.4	74	12	23	18	13.6	22	33.5
Avg. Act Price	688	661	668	648	616	613	623	617	610	593	576	573	568	580	570
Avg. Sld Price	543	476	564	575	506	554	523	603	546	700	491	675	475	516	520
Avg. Sq. Ft. Price	184	161	191	186	174	183	176	203	187	244	170	225	162	171	172
Sold/List Diff. %	91	85	100	105	98	87	97	94	98	88	93	88	99	94	95
Days on Market	54	50	51	188	95	54	181	111	140	128	125	126	250	68	392
Median Price	419	465	569	575	538	473	523	520	579	700	492	630	475	510	520

All reports presented are based on data supplied by the Sarasota Association of Realtors, Manatee Association of Realtors, or their MLSs. Neither the Associations nor their MLSs guarantee or are in anyway responsible for its accuracy. Data maintained by the Associations or their MLS

Facts and Trends™

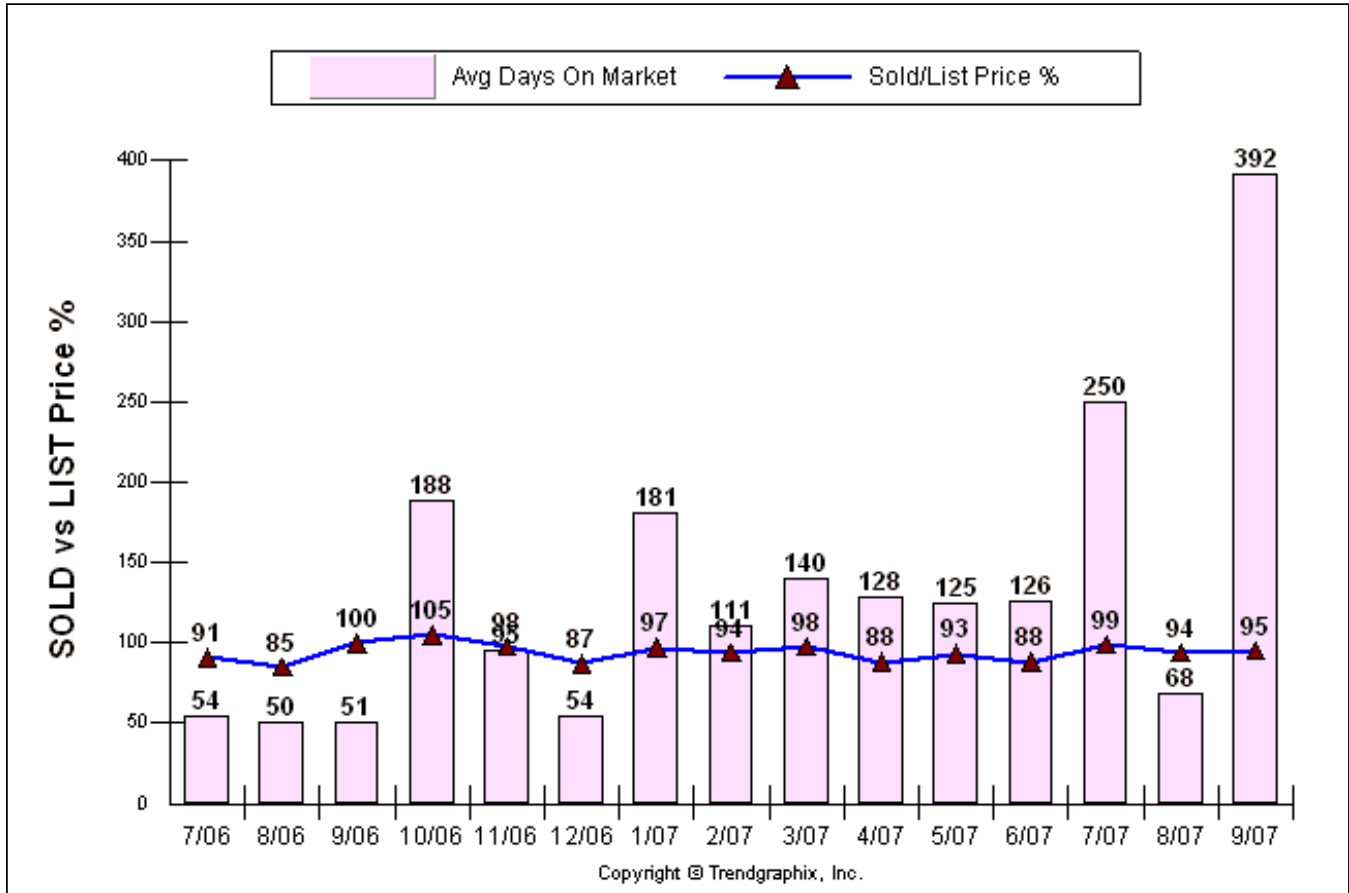
Published Oct. 2007

Location : Zip 34212
Days on Market & Sold/List Price %
 Price Range: \$0 - No Limit
 SQFT Range: 2700 - 3199
 Single Family Homes



Greater Manatee

Prepared for you by: Lou Sansevero, PA



Date	7/06	8/06	9/06	10/06	11/06	12/06	1/07	2/07	3/07	4/07	5/07	6/07	7/07	8/07	9/07
For Sale	73	71	70	62	71	66	64	72	74	72	69	72	68	66	67
Sold	5	5	3	1	5	6	4	5	3	1	7	5	2	3	1
Pended	3	2	4	5	0	6	5	5	1	6	3	4	5	3	2
Mon of Inv. on Sold	14.6	14.2	23.3	62	14.2	11	16	14.4	24.7	72	9.9	14.4	34	22	67
Mon of Inv. on Pended	24.3	35.5	17.5	12.4	n/a	11	12.8	14.4	74	12	23	18	13.6	22	33.5
Avg. Act Price	688	661	668	648	616	613	623	617	610	593	576	573	568	580	570
Avg. Sld Price	543	476	564	575	506	554	523	603	546	700	491	675	475	516	520
Avg. Sq. Ft. Price	184	161	191	186	174	183	176	203	187	244	170	225	162	171	172
Sold/List Diff. %	91	85	100	105	98	87	97	94	98	88	93	88	99	94	95
Days on Market	54	50	51	188	95	54	181	111	140	128	125	126	250	68	392
Median Price	419	465	569	575	538	473	523	520	579	700	492	630	475	510	520

All reports presented are based on data supplied by the Sarasota Association of Realtors, Manatee Association of Realtors, or their MLSs. Neither the Associations nor their MLSs guarantee or are in anyway responsible for its accuracy. Data maintained by the Associations or their MLS

Facts and Trends™

Published Oct. 2007

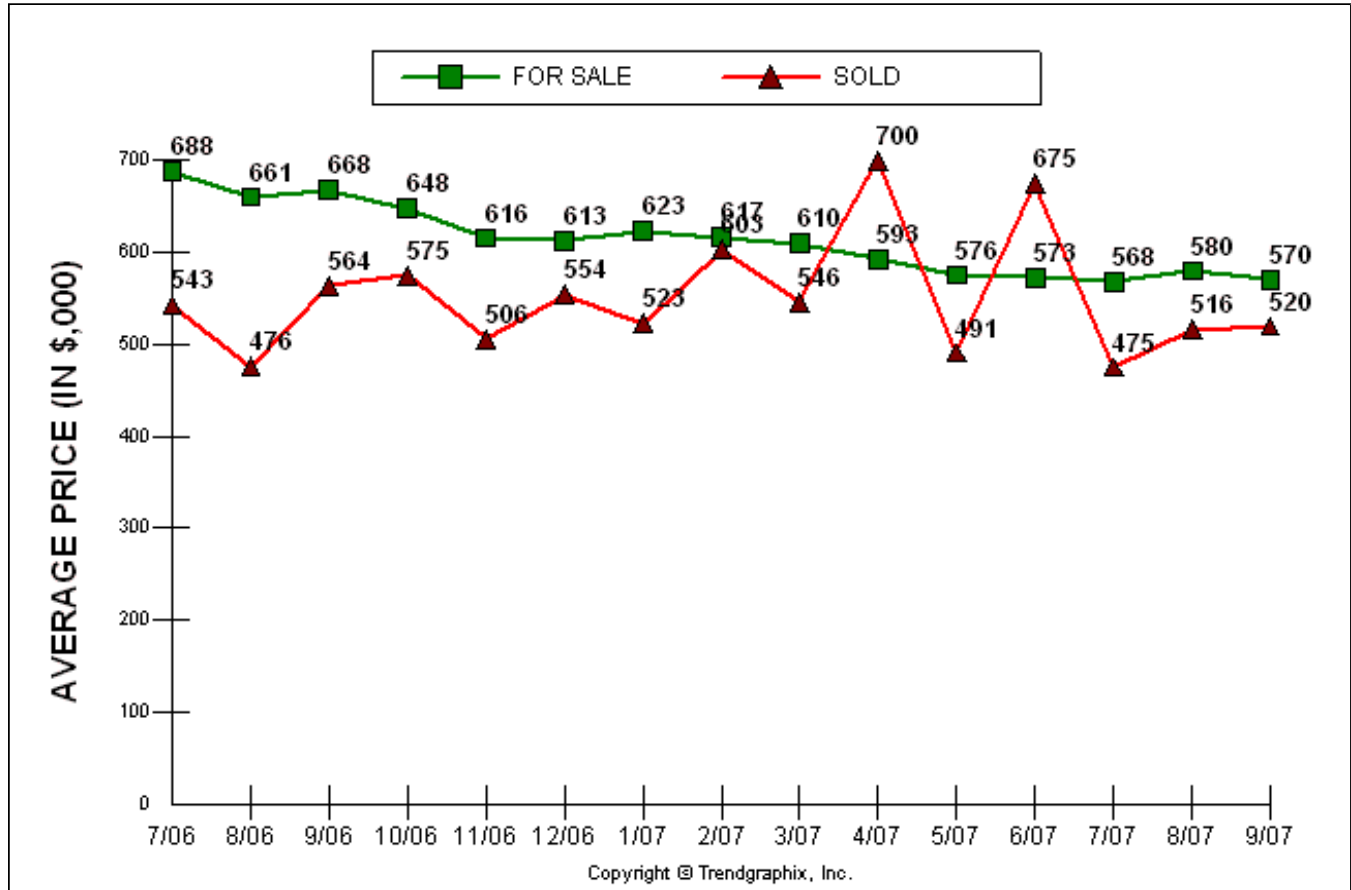
Location : Zip 34212
 Avg Price For Sale & Sold
 Price Range: \$0 - No Limit
 SQFT Range: 2700 - 3199
 Single Family Homes

On the Water

**KELLER
 WILLIAMS**
 REALTY

Greater Manatee

Prepared for you by: Lou Sansevero, PA



Date	7/06	8/06	9/06	10/06	11/06	12/06	1/07	2/07	3/07	4/07	5/07	6/07	7/07	8/07	9/07
For Sale	73	71	70	62	71	66	64	72	74	72	69	72	68	66	67
Sold	5	5	3	1	5	6	4	5	3	1	7	5	2	3	1
Pended	3	2	4	5	0	6	5	5	1	6	3	4	5	3	2
Mon of Inv. on Sold	14.6	14.2	23.3	62	14.2	11	16	14.4	24.7	72	9.9	14.4	34	22	67
Mon of Inv. on Pended	24.3	35.5	17.5	12.4	n/a	11	12.8	14.4	74	12	23	18	13.6	22	33.5
Avg. Act Price	688	661	668	648	616	613	623	617	610	593	576	573	568	580	570
Avg. Sld Price	543	476	564	575	506	554	523	603	546	700	491	675	475	516	520
Avg. Sq. Ft. Price	184	161	191	186	174	183	176	203	187	244	170	225	162	171	172
Sold/List Diff. %	91	85	100	105	98	87	97	94	98	88	93	88	99	94	95
Days on Market	54	50	51	188	95	54	181	111	140	128	125	126	250	68	392
Median Price	419	465	569	575	538	473	523	520	579	700	492	630	475	510	520

All reports presented are based on data supplied by the Sarasota Association of Realtors, Manatee Association of Realtors, or their MLSs. Neither the Associations nor their MLSs guarantee or are in anyway responsible for its accuracy. Data maintained by the Associations or their MLS

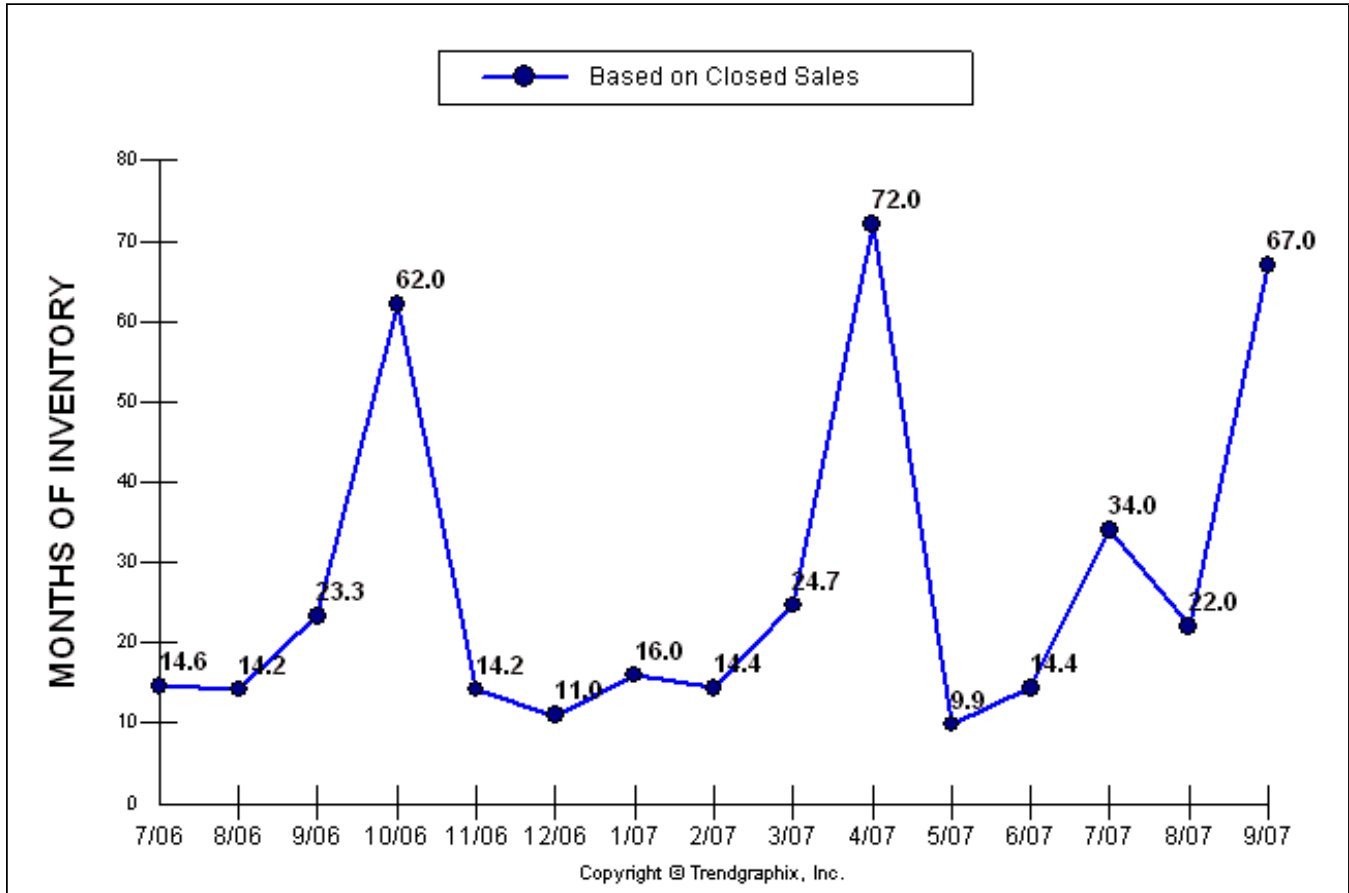
Facts and Trends™

Published Oct. 2007

Location : Zip 34212
Months of Inventory Based on Closed Sales
 Price Range: \$0 - No Limit
 SQFT Range: 2700 - 3199
 Single Family Homes



Prepared for you by: Lou Sansevero, PA



Date	7/06	8/06	9/06	10/06	11/06	12/06	1/07	2/07	3/07	4/07	5/07	6/07	7/07	8/07	9/07
For Sale	73	71	70	62	71	66	64	72	74	72	69	72	68	66	67
Sold	5	5	3	1	5	6	4	5	3	1	7	5	2	3	1
Pended	3	2	4	5	0	6	5	5	1	6	3	4	5	3	2
Mon of Inv. on Sold	14.6	14.2	23.3	62	14.2	11	16	14.4	24.7	72	9.9	14.4	34	22	67
Mon of Inv. on Pended	24.3	35.5	17.5	12.4	n/a	11	12.8	14.4	74	12	23	18	13.6	22	33.5
Avg. Act Price	688	661	668	648	616	613	623	617	610	593	576	573	568	580	570
Avg. Sld Price	543	476	564	575	506	554	523	603	546	700	491	675	475	516	520
Avg. Sq. Ft. Price	184	161	191	186	174	183	176	203	187	244	170	225	162	171	172
Sold/List Diff. %	91	85	100	105	98	87	97	94	98	88	93	88	99	94	95
Days on Market	54	50	51	188	95	54	181	111	140	128	125	126	250	68	392
Median Price	419	465	569	575	538	473	523	520	579	700	492	630	475	510	520

All reports presented are based on data supplied by the Sarasota Association of Realtors, Manatee Association of Realtors, or their MLSs. Neither the Associations nor their MLSs guarantee or are in anyway responsible for its accuracy. Data maintained by the Associations or their MLS